

Contact insert - HC-B 24-I-CT-F-48 - 1584981

Please be informed that the data shown in this PDF Document is generated from our Online Catalog. Please find the complete data in the user's documentation. Our General Terms of Use for Downloads are valid (<http://download.phoenixcontact.com>)



HEAVYCON female insert, B24 series, 24-pos., 25 ... 48 color print, crimp connection. PE connection using tension sleeve technology.

Product Features

- ✓ For fast coding with plastic profile
- ✓ PE connection using tension sleeve technology



Key commercial data

| | |
|--------------------------------------|-----------|
| Packing unit | 1 1 |
| Weight per Piece (excluding packing) | 86.59 GRM |
| Custom tariff number | 85366990 |
| Country of origin | China |

Technical data

General

| | |
|--|---|
| Note | For HEAVYCON ADVANCE housing of B24 type and HEAVYCON housing of B24/B48 type, crimp contacts CK 2,5-ED (crimp contacts not included in the scope of supply). |
| Connection method | Crimp connection |
| Pollution degree | 3 |
| Surge voltage category | III |
| Constructional and testing regulations | DIN EN 61984 |
| | DIN EN 60664 |
| | IEC 60352 |
| Number of positions | 24+PE |
| Insertion/withdrawal cycles | ≥ 500 |
| Design | B24 |
| Connection in acc. with standard | IEC / EN |

Contact insert - HC-B 24-I-CT-F-48 - 1584981

Technical data

General

| | |
|---|--|
| Conductor cross section | 0.5 mm ² ... 4 mm ² |
| Connection cross section AWG | 20 ... 12 |
| Stripping length of the individual wire | 7.5 mm |
| Assembly instructions | Coding also using the CP-HC (1686478) coding profiles. HC-B6../ HC-B10..for two coding profiles. HC-B16../ HC-B24..for four coding profiles. |
| Connection | For housing design B24. Connectors may only be inserted when there is no load/the power is switched off. Use a screwdriver to remove the crimp contacts. The opening for the screwdriver is next to the opening where the conductor is inserted. |

Ambient conditions

| | |
|---------------------------------|--|
| Ambient temperature (operation) | -40 °C ... 125 °C (including heating up of contacts) |
| Degree of protection | IP20 |

Material data

| | |
|---|-----------------------|
| Inflammability class according to UL 94 | V0 |
| Contact material | Copper alloy |
| Contact surface material | Ag (alternatively Au) |
| Contact carrier material | PA |

Electrical characteristics

| | |
|-----------------------|-------|
| Rated voltage (III/3) | 500 V |
| Rated surge voltage | 6 kV |
| Rated current | 16 A |

Classifications

eCl@ss

| | |
|------------|----------|
| eCl@ss 4.0 | 272607xx |
| eCl@ss 4.1 | 27260701 |
| eCl@ss 5.0 | 27143424 |
| eCl@ss 5.1 | 27143424 |
| eCl@ss 6.0 | 27143424 |
| eCl@ss 7.0 | 27440209 |
| eCl@ss 8.0 | 27440209 |

ETIM

| | |
|----------|----------|
| ETIM 3.0 | EC000438 |
| ETIM 4.0 | EC000438 |
| ETIM 5.0 | EC000438 |

Contact insert - HC-B 24-I-CT-F-48 - 1584981

Classifications

UNSPSC

| | |
|---------------|----------|
| UNSPSC 6.01 | 30211923 |
| UNSPSC 7.0901 | 39121522 |
| UNSPSC 11 | 39121522 |
| UNSPSC 12.01 | 39121522 |
| UNSPSC 13.2 | 39121522 |

Approvals

Approvals

Approvals

CSA / UL Recognized / cUL Recognized / cULus Recognized

Ex Approvals

Approvals submitted

Approval details

| | |
|--------------------------------|-------|
| CSA | |
| mm ² /AWG/kcmil | 20-12 |
| Nominal current I _N | 20 A |
| Nominal voltage U _N | 600 V |

| | |
|--------------------------------|-------|
| UL Recognized | |
| mm ² /AWG/kcmil | 22-14 |
| Nominal current I _N | 13 A |
| Nominal voltage U _N | 600 V |

Contact insert - HC-B 24-I-CT-F-48 - 1584981

Approvals

| | |
|--------------------------------|-------|
| cUL Recognized | |
| mm ² /AWG/kcmil | 22-14 |
| Nominal current I _N | 13 A |
| Nominal voltage U _N | 600 V |

| | |
|------------------|--|
| cULus Recognized | |
|------------------|--|

Accessories

Accessories

Assembly tool

Removal tool - CK2,5-EWZ - 1662722



Contact removal tool, for turned CK 2,5... contacts

Coding element

Coding profile - CP-HC - 1686478



Encoding profile, 4 encoding profiles per strip, 40 strips per unit pack, for insertion in encoding grooves

Coding element - HC-CBU - 1676860



Coding socket for coding up to 16 connectors

Contact insert - HC-B 24-I-CT-F-48 - 1584981

Accessories

Coding bolt - HC-CB - 1772722



Coding pin, prevents mismating of up to six connectors with an identical number of positions

Coding element - HC-CST - 1676857



Coding peg for coding up to 16 connectors

Dummy socket - CK2,5-ED-BB - 1584693



Dummy socket for contact carrier with turned CK 2,5-ED... socket contacts. For HC-A../HC-BB../HC-M... series contact inserts.

Crimp contact

Crimp contact - CK2,5-ED-0,50BU AG - 1663640



Turned 2.5 crimp contact, individual female contact, core diameter 0.5 mm², silver-plated

Crimp contact - CK2,5-ED-0,75BU AG - 1663653



Turned 2.5 crimp contact, individual female contact, core diameter 0.75 mm², silver-plated

Contact insert - HC-B 24-I-CT-F-48 - 1584981

Accessories

Crimp contact - CK2,5-ED-1,00BU AG - 1663666



Turned 2.5 crimp contact, individual female contact, core diameter 0.75 to 1.00 mm², silver-plated

Crimp contact - CK2,5-ED-1,50BU AG - 1663679



Turned 2.5 crimp contact, individual female contact, core diameter 1.5 mm², silver-plated

Crimp contact - CK2,5-ED-2,50BU AG - 1663682



Turned 2.5 crimp contact, individual female contact, core diameter 2.5 mm², silver-plated

Crimp contact - CK2,5-ED-3,00BU AG - 1663695



Turned 2.5 crimp contact, individual female contact, core diameter 3.00 mm², silver-plated

Crimp contact - CK2,5-ED-4,00BU AG - 1663705



Turned 2.5 crimp contact, individual female contact, core diameter 4.00 mm², silver-plated

Contact insert - HC-B 24-I-CT-F-48 - 1584981

Accessories

Crimp contact - CK2,5-ED-0,50BU AU - 1674859



Turned 2.5 crimp contact, individual female contact, core diameter 0.5 mm², gold-plated

Crimp contact - CK2,5-ED-1,00BU AU - 1674833



Turned 2.5 crimp contact, individual female contact, core diameter 0.75 to 1.0 mm², gold-plated

Crimp contact - CK2,5-ED-1,50BU AU - 1674820



Turned 2.5 crimp contact, individual female contact, core diameter 1.5 mm², gold-plated

Crimp contact - CK2,5-ED-2,50BU AU - 1674862



Turned 2.5 crimp contact, individual female contact, core diameter 2.5 mm², gold-plated

Crimp contact - CK2,5-ED-4,00BU AU - 1674846



Turned 2.5 crimp contact, individual female contact, core diameter 4.00 mm², gold-plated

Crimping tool

Contact insert - HC-B 24-I-CT-F-48 - 1584981

Accessories

Crimping pliers - CRIMPFOX-1,6/2,5-ED-4,0 - 1687419



Crimping pliers, for turned contacts, CK 1.6 ED... and CK 2.5 ED...

Docking frame

Docking frames - HC-B 24-ANDOCK - 1586141



Docking frame for racks, for contact inserts of B24 type, with four M5 flat headed screws, rack balance x/y axis +/- 1.5 mm

Mounting material

Mounting material - HC-B-PES - 1604997



PE screw, for contact inserts HC-B / HC-BB / HC-DD / HC-D40 / HC-D64

PE multiplier - HC-B-3PE - 1644326



PE multiplier, for three PE connections, for HC-B (besides HC-B..E..ZZ) / HC-BB / HC-DD / HC-D40 / HC-D64 contact inserts

Strain relief clamp - HC-B-ZG - 1685327



Strain relief clamps contact inserts of series: B-, BB-, D 40, D 64, DD and HV, straight cable exit

Contact insert - HC-B 24-I-CT-F-48 - 1584981

Accessories

Strain relief clamp - HC-B-ZS - 1685330



Strain relief clamps contact inserts of series: B-, BB-, D 40, D 64, DD and HV, lateral cable exit

Plug assembly frame

Connector assembly frame - HC-SMR-B24 - 1687985



HEAVYCON connector assembly frame, for contact inserts of type B24

Plug mounting plate

Connector assembly frame - HC-SMP 150-B24-AMQ - 1660944



HEAVYCON connector assembly frame with panel mounting base with double locking latch, for contact inserts of type B24, 150 mm long

- CK2,5-ED-0,37BU AG - 1585634



Contact insert - HC-B 24-I-CT-F-48 - 1584981

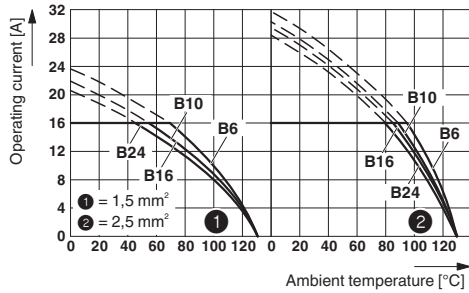
Accessories

- CK2,5-ED-0,37BU AU - 1585647



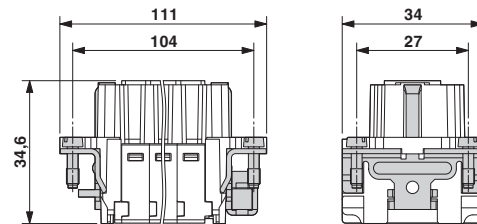
Drawings

Diagram



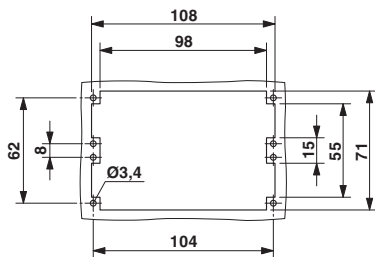
Derating diagram

Dimensioned drawing



Female insert

Dimensioned drawing



Panel cutout

Schematic diagram

| | | |
|----|---|----|
| 25 | ○ | 37 |
| 26 | ○ | 38 |
| 27 | ○ | 39 |
| 28 | ○ | 40 |
| 29 | ○ | 41 |
| 30 | ○ | 42 |
| 31 | ○ | 43 |
| 32 | ○ | 44 |
| 33 | ○ | 45 |
| 34 | ○ | 46 |
| 35 | ○ | 47 |
| 36 | ○ | 48 |

Connector pin assignment, connection side