

SMT TRANSFORMERS

Low Power Flyback Transformers (Up to 2W)

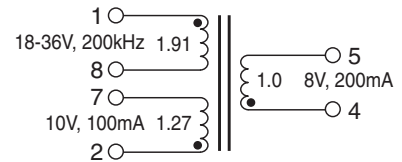
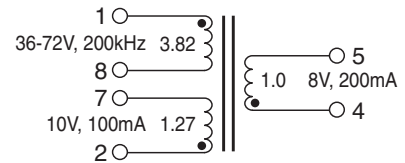
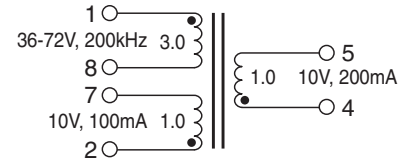


- Height:** 7.6mm Max
- Footprint:** 9.0mm x 8.6mm Max
- 1500V_{DC} Hi-Pot with Basic Insulation (1.4mm creepage/clearance)**

Electrical Specifications @ 25°C — Operating Temperature -40°C to 130°C⁵

Part Number	Parameter	Value	Notes
PA0648NL	Pri. Inductance	(1-8)	247µH ±20%
	Pri. Inductance	(1-8)	170µH MIN @ 0.5Apk
	Lk. Inductance	(1-8) with (2,4,5,7) shorted	5.5µH MAX
	DCR	(1-8)	2100mΩ MAX
		(2-7)	750mΩ MAX
		(4-5)	750mΩ MAX
	Hi-Pot	Pri-Sec	1500Vdc
K1 Factor		6838	
PA1546NL	Pri. Inductance	(1-8)	247µH ±20%
	Pri. Inductance	(1-8)	170µH MIN @ 0.5Apk
	Lk. Inductance	(1-8) with (2,4,5,7) shorted	8µH MAX
	DCR	(1-8)	2100mΩ MAX
		(2-7)	750mΩ MAX
		(4-5)	700mΩ MAX
	Hi-Pot	Pri-Sec	1500Vdc
K1 Factor		6838	
PA1788NL	Pri. Inductance	(1-8)	62µH ±20%
	Pri. Inductance	(1-8)	35µH MIN @ 1.0Apk
	Lk. Inductance	(1-8) with (2,4,5,7) shorted	3µH MAX
	DCR	(1-8)	720mΩ MAX
		(2-7)	750mΩ MAX
		(4-5)	700mΩ MAX
	Hi-Pot	Pri-Sec	1500Vdc
K1 Factor		3422	

Schematics

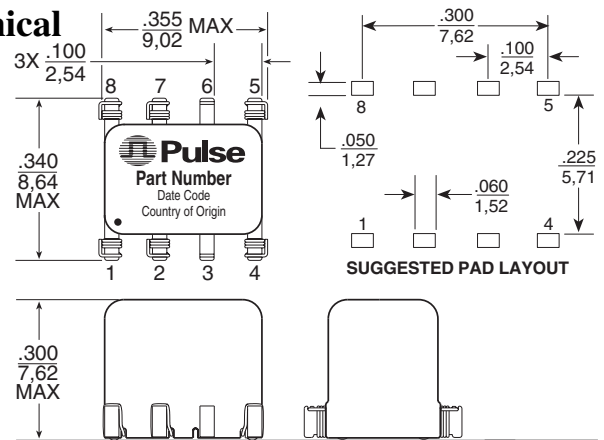


NOTES:

- The peak flux density of the component should be kept below 3400 Gauss (25°C) and 2900 Gauss (100°C). To calculate the peak flux density in a given application, use the following formula:

$$B_{pk} \text{ (Gauss)} = K1_Factor * I_{primary_pk}$$
- Leakage inductance is measured at primary terminals with all secondaries shorted.
- Optional Tape & Reel packaging can be ordered by adding a "T" suffix to the part number (i.e. PA0648NL becomes PA0648NLT). Pulse complies to industry standard tape and reel specification EIA481.
- The "NL" suffix indicates an RoHS-compliant part number. Non-NL suffixed parts are not necessarily RoHS compliant, but are electrically and mechanically equivalent to NL versions. If a part number does not have the "NL" suffix, but an RoHS compliant version is required, please contact Pulse for availability.
- The temperature of the component (ambient plus temperature rise) must be within the stated operating temperature range.

Mechanical



Weight 0.60 grams
 Tape & Reel 400/reel
 Tube 50/tube

Dimensions: Inches
 mm
 Unless otherwise specified,
 all tolerances are ± .010
 0,25

.005/0,13
 6 SURFACES

For More Information:

Pulse Worldwide Headquarters

12220 World Trade Dr.
 San Diego, CA 92128
 U.S.A.

www.pulseeng.com

Tel: 858 674 8100
 Fax: 858 674 8262

Pulse Europe

Einsteinstrasse 1
 D-71083 Herrenberg
 Germany

Tel: 49 7032 7806 0
 Fax: 49 7032 7806 12

Pulse China Headquarters

B402, Shenzhen Academy of
 Aerospace Technology Building
 10th Kejinan Rd.
 High-Tech Zone
 Nanshan District, Shenzhen
 P.R. China 518057

Tel: 86 755 33966678
 Fax: 86 755 33966700

Pulse North China

Room 1503
 XinYin Building
 No. 888 YiShan Rd.
 Shanghai 200233
 China

Tel: 86 21 32181071
 Fax: 86 21 32181396

Pulse South Asia

150 Kampong Ampat
 #07-01/02
 KA Centre
 Singapore 368324

Tel: 65 6287 8998
 Fax: 65 6280 0080

Pulse North Asia

No. 26
 Kao Ching Rd.
 Yang Mei Chen
 Taoyuan Hsien
 Taiwan, R. O. C.
 32667

Tel: 886 3 4643715
 Fax: 886 3 4641911

Performance warranty of products offered on this data sheet is limited to the parameters specified. Data is subject to change without notice. Other brand and product names mentioned herein may be trademarks or registered trademarks of their respective owners. © Copyright, 2008. Pulse Engineering, Inc. All rights reserved.

www.pulseeng.com

P665.A (3/08)