


REV. Status

PRELIMINARY  
03/30/01 LL

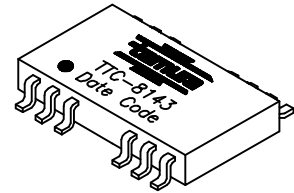
PRELIMINARY 1  
CHANGED  
DESCRIPTION TO  
14 PIN PCMCIA  
04/02/01 LL



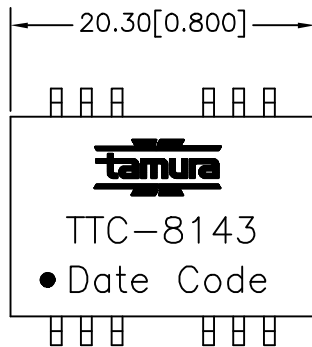
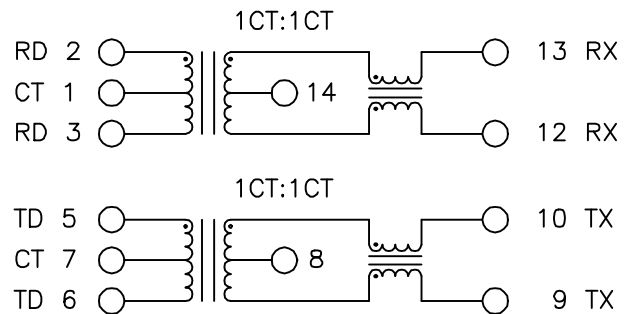
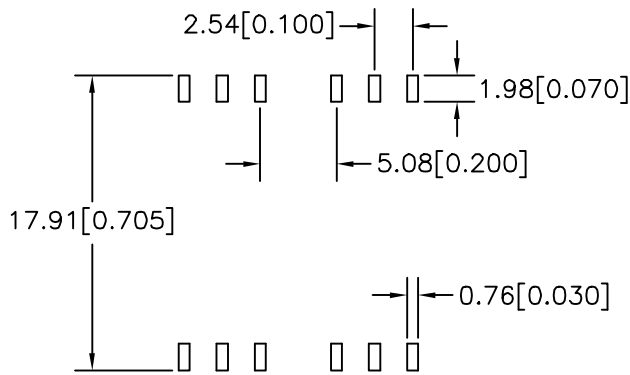
# 10/100 Base-X LAN Magnetic Module Single Port, 14 pin PCMCIA

MODEL NUMBER  
**TTC-8143**

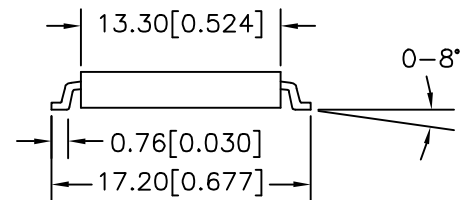
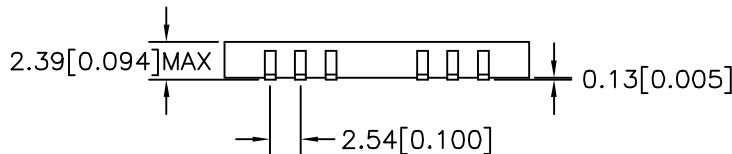
- Complies with IEEE 802.3 Standard
- Surface Mount Device withstands IR reflow profile process
- Enhanced Common Mode Attenuation



Electrical Specification @ 25°C							
Insertion Loss (dB Max)	Return Loss (dB Min)			CMRR (dB Typ)	Crosstalk (dB Min)	OCL (μH Min)	Hipot (Vrms)
0.1-100 MHz	1-30 MHz	60 MHz	80 MHz	0.1-100 MHz	0.1-100 MHz	100KHz, 0.1Vrms 8mAdc	1 minute
-1.1	-18	-13	-11	-30	-35	350	1500



Note: Unused pins 4 & 11 are removed.



PREPARED BY:

D. Rund

ENGINEER:

L. Le

QUALITY CONTROL:

D. Kelley

APPROVED:

J. Coleman

NOTE: Unless otherwise specified, all dimensions are mm[in] with tolerance of ±0.25[0.010]

DWG CONTROL NO. P-A1-12767  
ACAD\TTC\A1127671.DWG

REV PR1

10/100 Base-X LAN Magnetic Module  
Single Port, 14 pin PCMCIA

CONTENTS OF THIS DRAWING ARE SUBJECT TO CHANGE WITHOUT PRIOR NOTICE

**TAMURA CORPORATION OF AMERICA**  
43352 BUSINESS PARK DRIVE, TEMECULA, CA. 92590-6624  
(909) 699-1270 FAX 9096769482

**TTC-8143**

MODEL SPECIFICATION

DIM: mm(in) SCL: 2/1 SH: 1 OF 1

PROPRIETARY NOTICE: THIS DRAWING PRINT OR DOCUMENT AND SUBJECT MATTER DISCLOSED HEREIN ARE PROPRIETARY ITEMS TO WHICH TAMURA RETAINS THE EXCLUSIVE RIGHT OF DISSEMINATION, REPRODUCTION, MANUFACTURE AND SALE. THIS DRAWING, PRINT OR DOCUMENT IS SUBMITTED IN CONFIDENCE FOR CONSIDERATION BY THE RECIPIENT ALONE UNLESS PERMISSION FOR FURTHER DISCLOSURE IS EXPRESSLY GRANTED IN WRITING.