

INTERCONNECTS

SERIES 410, 450, 499 • 2,54 GRID (0,46 DIA.) PINS, STRAIGHT AND RIGHT ANGLE • DOUBLE ROW STRIPS

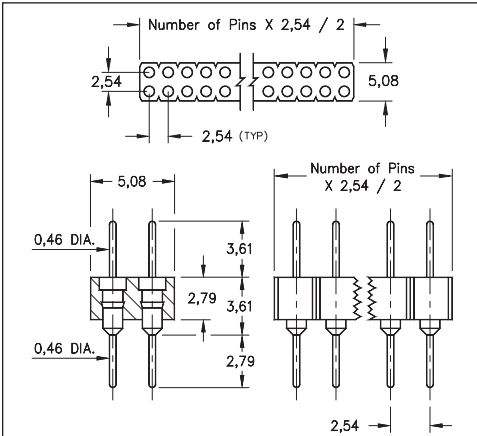


FIG. 1

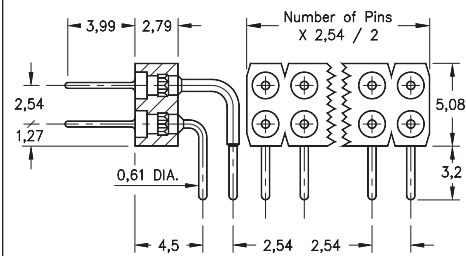


FIG. 2

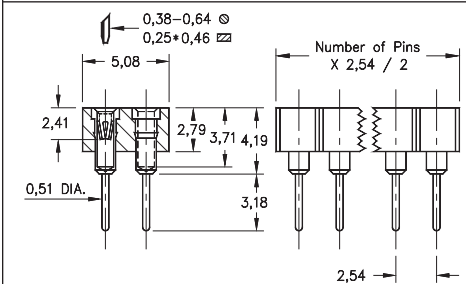


FIG. 3

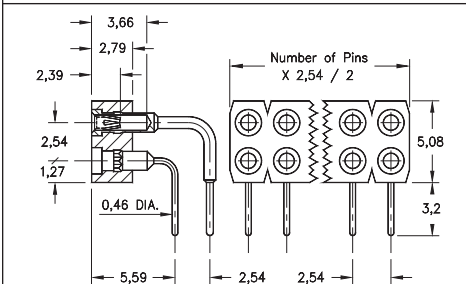


FIG. 4

- Series 4XX are available with straight and right angle solder tails
- Series 450 & 499...009 use MM #3404 and #5011/5113 pins. See pages 212 and 214 for details
- Series 410 & 499...003 use MM #1001 and #1103/1602 receptacles. See pages 165, 166 and 167 for details
- Receptacles use Hi-Rel, 4-finger #30 BeCu contact rated at 3 amps. See page 253 for details
- Insulators are high temperature thermoplastic, suitable for all soldering operations



ORDERING INFORMATION

FIG. 1	Series 450...006	Straight Pin Header		
	450-XX-2	-00-006000	Specify number of pins 04-64	
FIG. 2	Series 499...009	Right Angle Pin Header		
	499-10-2	-10-009000	Specify number of pins 02-64	
<div style="display: flex; justify-content: space-around; align-items: center;"> <div style="border: 1px solid black; padding: 5px; background-color: #90EE90;">RoHS-2 2011/65/EU</div> <div style="border: 1px solid black; border-radius: 50%; padding: 5px;">XX=Plating Code See Below</div> <div style="border: 1px solid black; border-radius: 50%; padding: 5px;">For Electrical, Mechanical & Environmental Data, See page 264</div> </div>				
SPECIFY PLATING CODE XX=				
Pin Plating				
	10	90	40	
	0,25µm Au	5,08µm Sn/Pb	5,08µm Sn	

FIG. 3	Series 410...001	Solder Tail Socket				
	410-XX-2	-41-001000	Specify number of pins 04-64			
FIG. 4	Series 499...003	Right Angle Socket				
	499-XX-2	-10-003000	Specify number of pins 02-64			
<div style="display: flex; justify-content: space-around; align-items: center;"> <div style="border: 1px solid black; padding: 5px; background-color: #90EE90;">RoHS-2 2011/65/EU</div> <div style="border: 1px solid black; border-radius: 50%; padding: 5px;">XX=Plating Code See Below</div> <div style="border: 1px solid black; border-radius: 50%; padding: 5px;">For Electrical, Mechanical & Environmental Data, See page 264</div> </div>						
SPECIFY PLATING CODE XX=						
Sleeve (Pin)						
Contact (Clip)						
	11	13	91	93	41	43
	0,25µm Au	0,25µm Au	5,08µm Sn/Pb	5,08µm Sn/Pb	5,08µm Sn	5,08µm Sn
	0,25µm Au	0,76µm Au	0,25µm Au	0,76µm Au	0,25µm Au	0,76µm Au