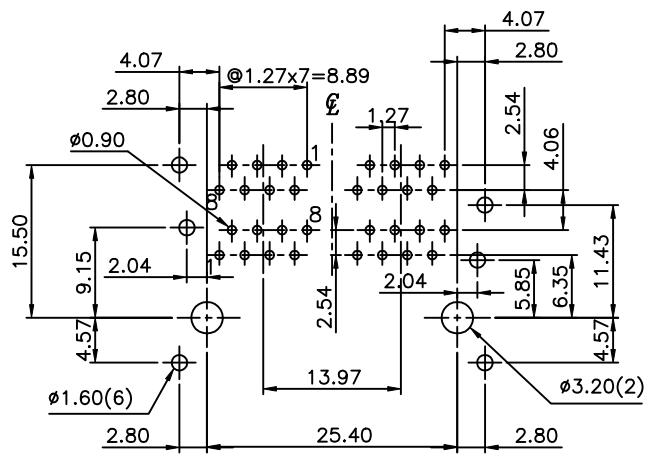
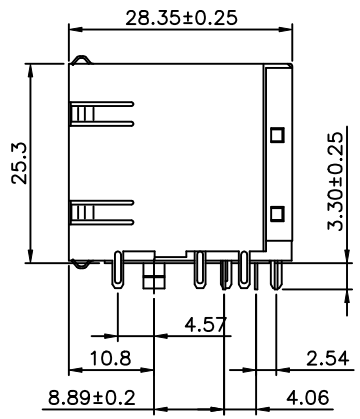
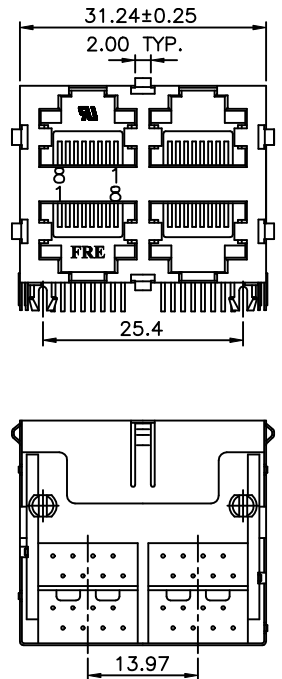


A1RFRD10

REVISION RECORD				
REV	ECO	DESCRIPTION	DRFT	CHKD
△		ADD PART NO.	SAMMY	06/30/05



PC Board Layout
Component Side Shown

NOTES:

ELECTRICAL:

1. VOLTAGE RATING : 125 VAC RMS.
2. CURRENT RATING : 1.5 AMP.
3. CONTACT RESISTANCE : 50 MILLIOHMS MAX.
4. INSULATION RESISTANCE: 1000 MEGOHMS MIN @ 500 VDC.
5. DIELECTRIC STRENGTH : 1000 VAC RMS 60Hz, 1MIN.

MECHANICAL:

1. HOUSING MATERIAL : PBT+30%.G.F UL94V-0.
2. CONTACT MATERIAL : PHOSPHOR BRONZE Ø0.46mm.
3. CONTACT PLATING : GOLD PLATING OVER NICKEL.
4. SHIELD PLATING : NICKEL PLATING OVER BRASS.
5. OPERATING LIFE : 750 CYCLES MIN.
6. PCB RETENTION PRE-SOLDER : 1 LB MIN.
7. PCB RETENTION POST-SOLDER: 10 LBS MIN.

ENVIRONMENTAL:

1. STORAGE : -40°C TO +85°C.
2. OPERATION: 0°C TO 70°C.
3. WAVE SOLDER TEMPERATURE: 230°C ~250°C (3~5 SECONDS)

MATES WITH MODULAR PLUG CONFORMING TO
FCC PART 68, SUBPART F.

△ PART NUMBER: E5908-X7AXXX-L

- Gold Thickness:
1- 3u" 2- 6u" 3-15u"
4-30u" 5-50u"
- 1-W/O TABS
 - 3-W/ SIDE TABS
 - 4-W/ TOP&SIDE TABS
 - 5-W/ TOP&SIDE&BOTTOM TABS
 - 12-W/ "FRE"LOGO
 - 1W-W/O "FRE"LOGO

△ C&D PART NUMBER: E5908-X7AXXXD-L

- 1-W/O TABS
- 3-W/ SIDE TABS
- 4-W/ TOP&SIDE TABS
- 5-W/ TOP&SIDE&BOTTOM TABS
- Gold Thickness:
1- 3u" 2- 6u" 3-15u"
4-30u" 5-50u"
- 12-W/ "FRE"LOGO
- 1W-W/O "FRE"LOGO

← MM (INCH) → TOLERANCES EXCEPT AS NOTED MM ± .0 ±0.2 ± .00 ±0.15 ± .000 ±0.075 ±		DFTO Qianpu DATE 4/19/05' CHKD JWC DATE 2005/06/30 MFO DATE APPVL ushmo DATE 2005/06/30	FULL RISE ELECTRONIC CO., LTD TITLE RJ45 STACKED GANGED JACK, 2X2	
ANGLES ± 0.5 THIRD ANGLE PROJECTION		MATERIAL : QTY : FINISH : SCALE : 1.5 : 1	DRAWING NO. GE593A93-LC /PART NO. SEE NOTE	SIZE A3 REV 1
DO NOT SCALE DRAWING			SHEET OF	