

THIS DRAWING IS UNPUBLISHED. RELEASED FOR PUBLICATION  
 © COPYRIGHT - By - ALL RIGHTS RESERVED.

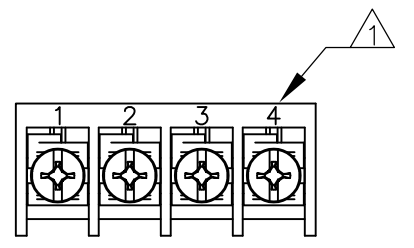
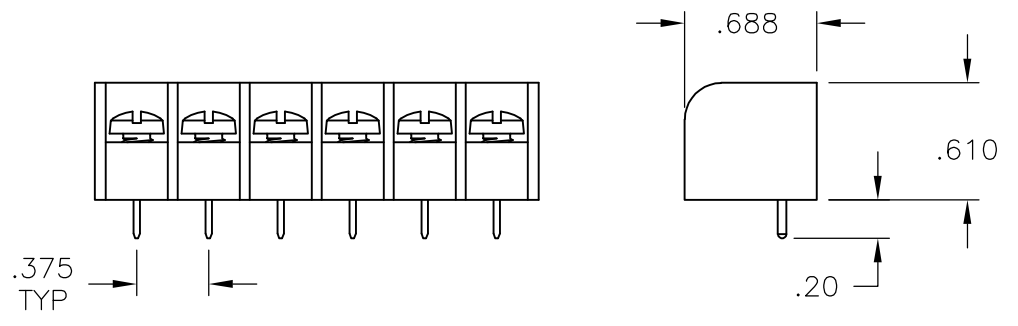
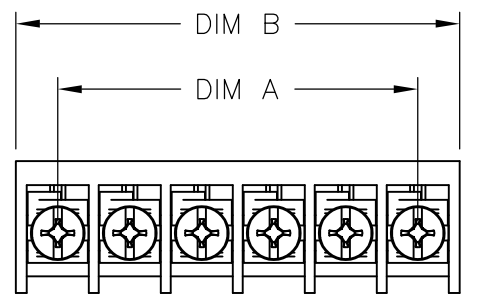
LOC	DIST	REVISIONS					
		P	LTR	DESCRIPTION	DATE	DWN	APVD
-	-		A2	REVISED PER ECO-12-020779	29NOV2012	KH	MB

**MATERIAL:**  
 HOUSING: THERMOPLASTIC, UL94V-2.  
 TERMINALS: BRASS, BRIGHT TIN PLATE.  
 SCREWS: 6-32, STEEL, PLATED ZINC W/ CLEAR CHROMATE COATING. UNLESS OTHERWISE SPECIFIED.

**ELECTRICAL:**  
 MAXIMUM CURRENT: 20A.  
 OPERATING VOLTAGE: 300V.  
 WIRE RANGE: 12-22 AWG.

**ENVIRONMENTAL:**  
 OPERATING TEMP.: -60°C TO 105°C

- ① WHITE MARKING AS SHOWN.
- ② PART NUMBER PRELIMINARY
- ③ OBSOLETE PARTS: OBSOLETE CIS STREAMLINING PER D.RENAUD/D.SINISI



~~1-796609-1~~ ③ OBSOLETE

③ OBSOLETE	6.061	5.625	16	16	1437994-6	16	RSB6VP161201	<del>796609-3</del>
	5.686	5.250	15	15	1437994-6	15	RSB6VP151201	<del>1437408-3</del>
	5.311	4.875	1437962-1	14	1437994-6	14	RSB6VP141201	<del>796609-9</del>
	4.186	3.375	1437962-1	11	1437994-6	11	RSB6VP111201	② ①-796609-9
③ OBSOLETE	3.811	3.000	10	10	1437994-6	10	RSB6VP101201	<del>9-1437407-7</del>
③ OBSOLETE	3.436	2.625	1437962-1	9	1437994-6	9	RSB6VP091201	<del>1986391-2</del>
③ OBSOLETE	2.686	2.250	7	7	1437994-6	7	RSB6VP071201	<del>8-1437407-5</del>
	2.311	1.875	6	6	1437994-6	6	RSB6VP071201	<del>7-1437407-7</del>
	1.936	1.500	5	5	1437994-6	5	RSB6VP051201	<del>7-1437407-3</del>
	1.561	1.125	4	4	1437994-6	4	RSB6VP04120121	① ①-796609-1
	1.561	1.125	4	4	1437994-6	4	RSB6VP041203	<del>6-1437407-9</del>
	1.186	.750	3	3	1437994-6	3	RSB6VP031203	<del>6-1437407-2</del>

DIM B	DIM A	6-32 SCREW COMBO BH 1437403-1 ③	RSB6 TERMINAL 1454064-1 ②	RSB6 TERMINAL BLOCK ①	NO. OF POS.	CATALOG NUMBER	PART NUMBER
QUANTITIES							

THIS DRAWING IS A CONTROLLED DOCUMENT.		DWN S SCHLEGEL 02OCT2008	<b>STE</b> TE Connectivity	
DIMENSIONS: INCHES		CHK S MACE 10/2/08		
TOLERANCES UNLESS OTHERWISE SPECIFIED:		APVD S MACE 10/2/08	NAME	
0 PLC ± -		PRODUCT SPEC	RSB6 ASSEMBLY	
1 PLC ± -		APPLICATION SPEC	SIZE	CAGE CODE
2 PLC ± .02		WEIGHT	A3	00779
3 PLC ± .010		CUSTOMER DRAWING	DRAWING NO C-6-1437407-2	
4 PLC ± -		SCALE	1:1	SHEET
ANGLES ± 2'		RESTRICTED TO	1 OF 1	
FINISH		REV	A2	