THIS DRAWING IS UNPUBLISHED. RELEASED FOR PUBLICATION AUGUST ,2006.
© COPYRIGHT 2006 By – ALL RIGHTS RESERVED.

LOC	DIST
E	B

REVISIONS

P	LTR	DESCRIPTION	DATE	DWN	APVD
	D1	ECR-12-005726	27MAR12	RK	MY

NOTES:

1. PACK IN ACCORDANCE WITH TE SPEC 107-3275
2. 100 TRAY PACK IN ACCORDANCE WITH TE SPEC 107-3275
3. Ag PLATING
4. Ni PLATING
5. THIS ITEM MUST BE WHITE
6. HAND TOOL : 9-1478240-0
7. DIE SET : 9-1478242-0
8. ELECTRICAL CHARACTERISTICS
   - FREQUENCY RANGE: DC – 1 GHz
   - NOMINAL IMPEDANCE: 75 Ohm
   - INSULATION RESISTANCE: 5000 MOhm
   - WORKING VOLTAGE: 500 Volts RMS at Sea Level
   - DIELECTRIC WITHSTAND VOLTAGE: 1500 Volts RMS Max
   - CONTACT RESISTANCE:
     - CENTRE CONTACT: 1.50 mOhm Max
     - OUTER CONTACT: 1 mOhm Max
   - VSWR: 1.3:1 Max @ 0.3 GHz
   - INSERTION LOSS dB: 0.2 dB Max @ 0.3 GHz
9. MECHANICAL CHARACTERISTICS
   - COUPLING RETENTION FORCE: 170N Min
   - CABLE RETENTION FORCE: 170N Min
   - DURABILITY: 500 Cycles Min
10. ENVIRONMENTAL CHARACTERISTICS
    - OPERATING TEMPERATURE: –65 to +165 DegC
11. FOR TECHNICAL DATA REFER TO YOUR LOCAL TYCO ELECTRONICS SALES OFFICE
12. ALL DIMENSIONS ARE NOMINAL FOR REFERENCE ONLY UNLESS OTHERWISE STATED

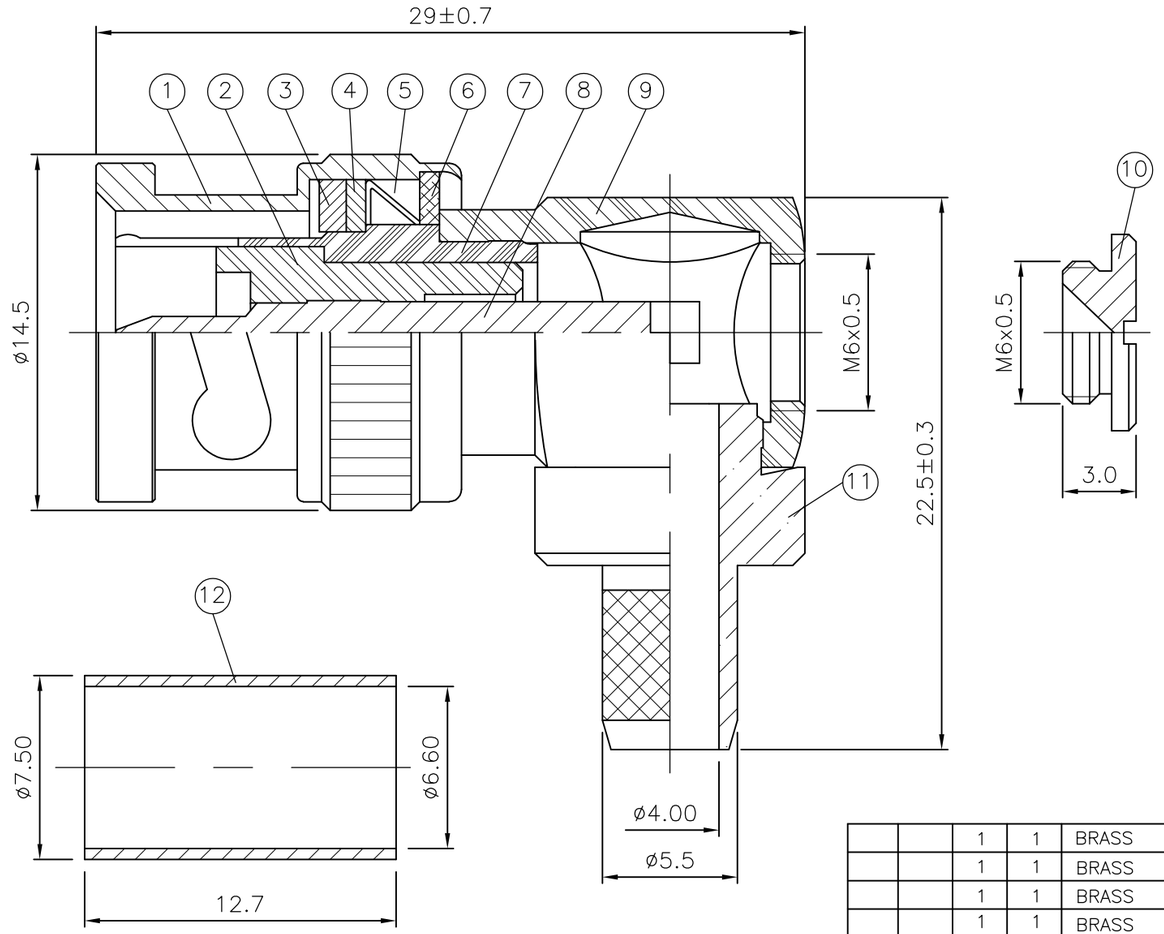

QUANTITY PER ASSY				PARTS LIST		
		1	1	BRASS (3)	FERRULE	12
		1	1	BRASS (3)	CHASSIS	11
		1	1	BRASS (3)	NUT	10
		1	1	BRASS (3)	BODY II	9
		1	1	BRASS (3)	CENTER CONTACT	8
		1	1	BRASS (3)	BODY I	7
		1	1	BRASS (3)	WASHER II	6
		1	1	SPRING STEEL (4)	SPRING WASHER	5
		1	1	BRASS (4)	WASHER I	4
		1	1	SILICONE (5)	GASKET	3
		1	1	PTFE	INSULATION	2
		1	1	BRASS (3)	SHELL	1
		6--0	1--0	MATERIAL	DESCRIPTION	ITEM
		(2)	(1)			

RECOMMENDED CENTRE CONTACT A/F HEX
SCALE N/A

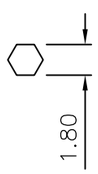

RECOMMENDED CRIMP SLEEVE A/F HEX
SCALE N/A

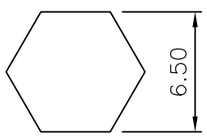

RECOMMENDED CABLE STRIPPING DIM'S
SCALE N/A

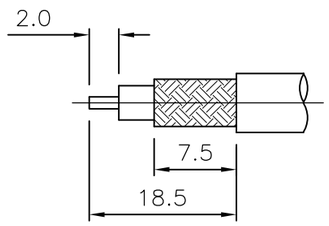

THIS DRAWING IS A CONTROLLED DOCUMENT.

DIMENSIONS: mm

TOLERANCES UNLESS OTHERWISE SPECIFIED:

0 PLC	± –
1 PLC	± 0.2
2 PLC	± 0.1
3 PLC	± –
4 PLC	± –
ANGLES	± –

MATERIAL: SEE TABLE

FINISH: –

DWN	RITA ZUO	28 OCT 2009
CHK	ANSON MA	28 OCT 2009
APVD	BOB ZHAO	28 OCT 2009
PRODUCT SPEC	—	
APPLICATION SPEC	411-3247	
WEIGHT	—	

TE Connectivity

NAME: BNC ELBOW PLUG CRIMP 75 OHM RG59B/U, 62A/U, 140/U, 210/U, URM90, KX6A, KX25, KX52, KX53

SIZE	CAGE CODE	DRAWING NO	RESTRICTED TO
A3	00779	C-1337438	—

CUSTOMER DRAWING | SCALE NTS | SHEET 1 OF 1 | REV D1

1470-19 (3/11)