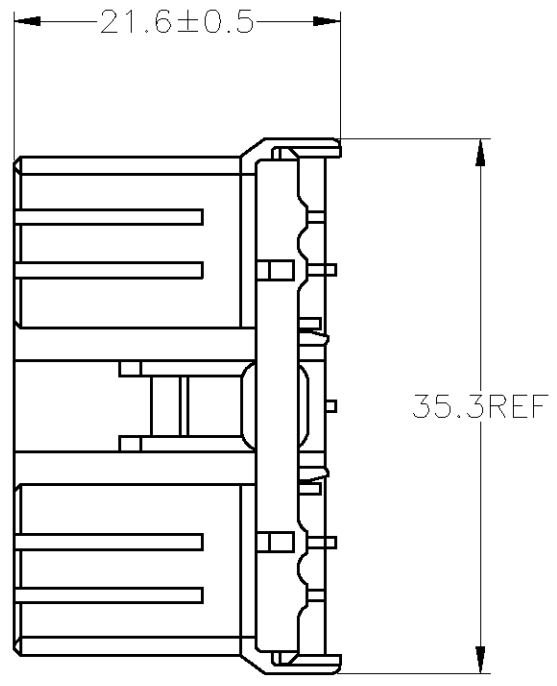
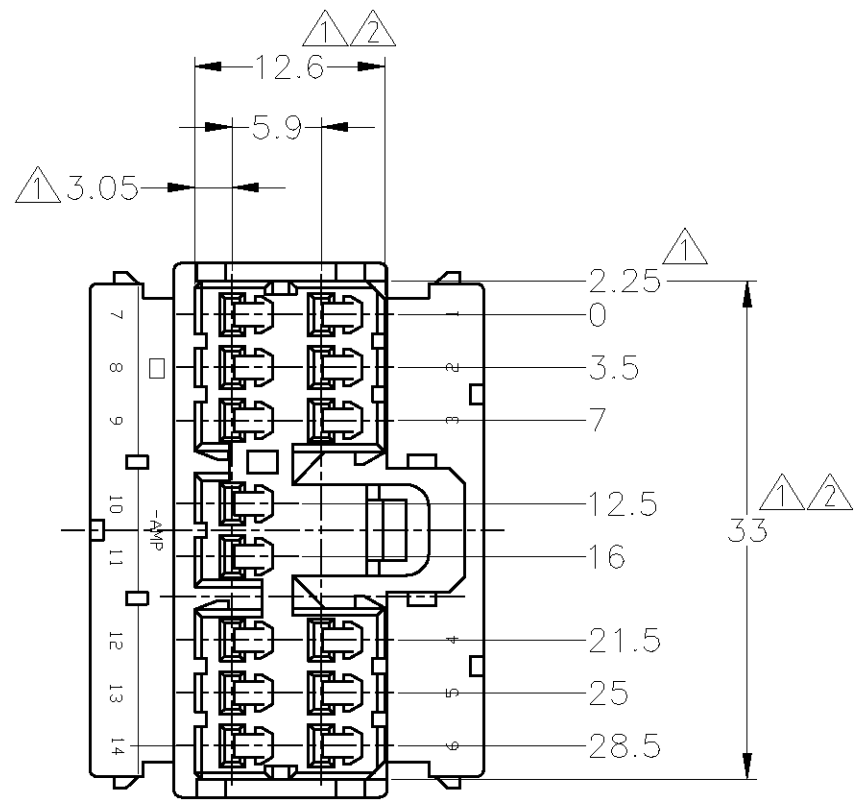


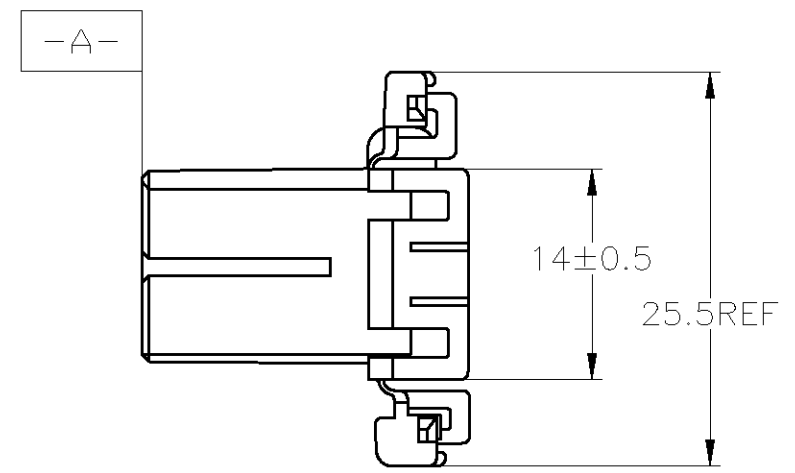
THIS DRAWING IS UNPUBLISHED. RELEASED FOR PUBLICATION  
 © COPYRIGHT - By - ALL RIGHTS RESERVED.

LOC	DIST	REVISIONS					
J	-	P	LTR	DESCRIPTION	DATE	DWN	APVD
			D2	REDRAWN W/CHANGE	ECR-12-021403	13DEC2012	TS KB



△ MUST BE KEPT BETWEEN [-A-] AND 2  
 △ TO BE MATED WITH THE CAP HOUSING SMOOTHLY  
 3. APPLIED RECEPTACLE CONTACT PART NUMBER; 173630 AND 173631

△ [-A-] 面より2mmの範囲で測定  
 △ 相手ハウジングと所定の機能を満足して嵌合できること  
 3. 内装するリセプタクルコンタクト型番173630 及び 173631



OBSOLETE	V-2	自然色 (NATURAL)	1-173852-1
	HB	黄 (YELLOW)	173852-7
		灰 (GRAY)	173852-6
		青 (BLUE)	173852-5
		緑 (GREEN)	173852-4
		黒 (BLACK)	173852-2
		自然色 (NATURAL)	173852-1
使用材料難燃グレード (FLAMMABILITY OF MATERIAL)		色 (COLOR)	型番 (PART NUMBER)

THIS DRAWING IS A CONTROLLED DOCUMENT.

DWN T.SHINOHARA 13DEC2012	TE Connectivity				
CHK K.BETSUI 13DEC2012					
APVD K.BUTSUI 13DEC2012					
NAME 名称					
PRODUCT SPEC 製品規格 108-5216,5264	070 SERIES MULTI-LOCK CONNECTOR 14 POSITION PLUG HOUSING				
APPLICATION SPEC 取付適用規格	SIZE A3	CAGE CODE 00779	DRAWING NO. C-173852	RESTRICTED TO	
WEIGHT -	CUSTOMER DRAWING		SCALE 2:1	SHEET 1 OF 1	REV D2

TOLERANCES UNLESS OTHERWISE SPECIFIED: 一般公差

10±	±0.2
30± > 10	±0.25
100± > 30	±0.3
ANGLE	±3°

DIMENSIONS: 単位: 耗 mm

TOLERANCES UNLESS OTHERWISE SPECIFIED: 一般公差

0 PLC	±-
1 PLC	±-
2 PLC	±-
3 PLC	±-
4 PLC	±-
ANGLES	±-

MATERIAL 材料 PBT

FINISH 仕上 -