PART NUMBER	ITEM ① BODY	ITEM ② BASE	ITEM ③ CONTACT	ITEM ④ INTERFACE	ITEM ⑤ INSULATOR	ITEM ⑥ INSULATOR	REMARKS
131-3BD1-301	BRASS GOLD PL .00001 MIN OVER NICKEL PL .00005 MIN OVER COPPER PL .00005 MIN	BRASS GOLD PL .00001 MIN OVER NICKEL PL .00005 MIN OVER COPPER PL .00005 MIN	BERYLLIUM COPPER GOLD PL .00003 MIN OVER NICKEL PL .00005 MIN OVER COPPER PL .00005 MIN	BERYLLIUM COPPER GOLD PL .00003 MIN OVER NICKEL PL .00005 MIN OVER COPPER PL .00005 MIN	TEFLON	TEFLON	
131-3BD1-304	COPPER SILVER PL .00005 MIN OVER COPPER PL .000075 MIN	COPPER SILVER PL .00005 MIN OVER COPPER PL .00005 MIN	BERYLLIUM COPPER SILVER PL .00005 MIN OVER COPPER PL .00005 MIN	BERYLLIUM COPPER SILVER PL .00005 MIN OVER COPPER PL .000075 MIN	TEFLON	TEFLON	
131-3BD1-306	BRASS NICKEL PL .0001 MIN OVER COPPER PL .00005 MIN	BRASS NICKEL PL .0001 MIN OVER COPPER PL .00005 MIN	BERYLLIUM COPPER GOLD PL .00003 MIN OVER NICKEL PL .00005 MIN OVER COPPER PL .00005 MIN	BERYLLIUM COPPER GOLD PL .00003 MIN OVER NICKEL PL .00005 MIN OVER COPPER PL .00005 MIN	TEFLON	TEFLON	
131-3BD1-316	BRASS NICKEL PL .0001 MIN OVER COPPER PL .00005 MIN	BRASS NICKEL PL .0001 MIN OVER COPPER PL .00005 MIN	BERYLLIUM COPPER GOLD PL .00003 MIN OVER NICKEL PL .00005 MIN OVER COPPER PL .00005 MIN	BERYLLIUM COPPER NICKEL PL .0001 MIN OVER COPPER PL .00005 MIN	TEFLON	TEFLON	
131-3BD1-317	BRASS 2 NICKEL PL .0001 MIN OVER COPPER PL .00005 MIN	BRASS NICKEL PL .0001 MIN OVER COPPER PL .00005 MIN	BERYLLIUM COPPER GOLD PL .00003 MIN OVER NICKEL PL .00005 MIN OVER COPPER PL .00005 MIN	BERYLLIUM COPPER NICKEL PL .0001 MIN OVER COPPER PL .00005 MIN	TEFLON	TEFLON	2 3

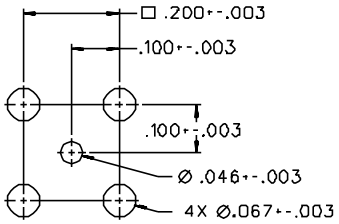

MOUNTING HOLE LAYOUT

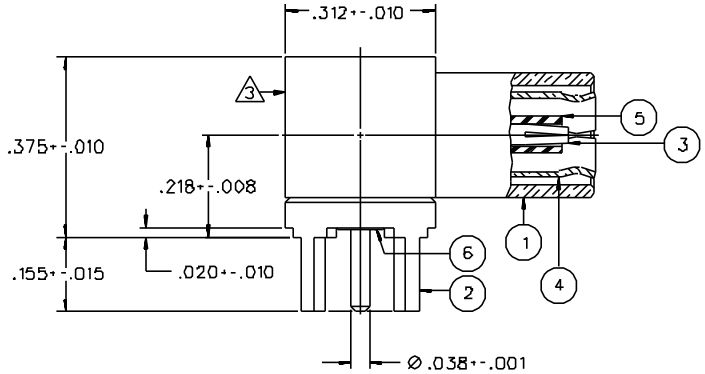

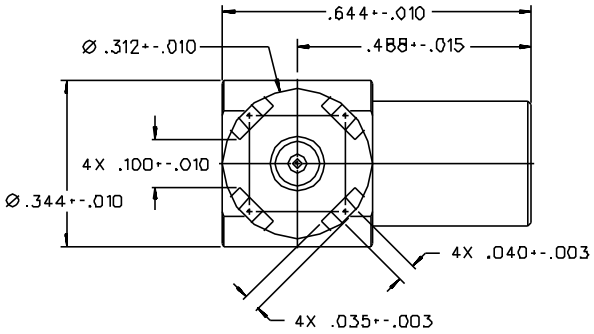

NOTES:

1. SPECIFICATIONS:

IMPEDANCE: 50 OHMS
FREQUENCY RANGE: 0-4 GHz
VSWR: NOT APPLICABLE
WORKING VOLTAGE: 335 VRMS MAX AT SEA LEVEL
DIELECTRIC WITHSTANDING VOLTAGE: 1000 VRMS MIN AT SEA LEVEL
INSULATION RESISTANCE: 1000 MEGOHM MIN
CONTACT RESISTANCE:
CENTER CONTACT - INITIAL 6 MILLIOHM MAX, AFTER ENVIRONMENTAL 8 MILLIOHM MAX
OUTER CONDUCTOR - GOLD PLATED INITIAL 1 MILLIOHM MAX, AFTER ENVIRONMENTAL 1.5 MILLIOHM MAX
NICKEL PLATED INITIAL 2.5 MILLIOHM MAX, AFTER ENVIRONMENTAL 3.5 MILLIOHM MAX
BRAID TO BODY - NOT APPLICABLE
CORONA LEVEL: NOT APPLICABLE
INSERTION LOSS: NOT APPLICABLE
RF LEAKAGE: NOT APPLICABLE
RF HIGH POTENTIAL WITHSTANDING VOLTAGE: 600 VRMS MIN AT 4 AND 7 MHZ

MECHANICAL:

ENGAGE/DISENGAGE FORCE: INITIAL 14 LBS MAX AFTER DURABILITY 14 LBS MAX
ENGAGEMENT, 2 LBS MIN DISENGAGEMENT
MATING TORQUE: NOT APPLICABLE
COUPLING PROOF TORQUE: NOT APPLICABLE
COUPLING NUT RETENTION: NOT APPLICABLE
CONTACT RETENTION: 4 LBS MIN AXIAL FORCE
CABLE ACCEPTABILITY: NOT APPLICABLE
CABLE HEX CRIMP SIZE: NOT APPLICABLE
CABLE RETENTION: NOT APPLICABLE
DURABILITY: 500 CYCLES MIN

ENVIRONMENTAL:

(MEETS OR EXCEEDS THE APPLICABLE PARAGRAPH OF MIL-C-39012)
THERMAL SHOCK: MIL-STD-202, METHOD 107, CONDITION B
OPERATING TEMPERATURE: -65 DEG C TO 165 DEG C
CORROSION: MIL-STD-202, METHOD 101, CONDITION B
SHOCK: MIL-STD-202, METHOD 213, CONDITION B
VIBRATION: MIL-STD-202, METHOD 204, CONDITION B

2. CONNECTOR MOUNTING LEADS 50%/50% TIN/LEAD DIPPED (SOLDER PLATE).

3. MARKED WITH EIA DATE CODE.

DRAWING NO. C - 131-3801-301/320

0	REVISIONS
	CHANGED: REVISED AND REDRAWN. WAS "D" SIZE, DATED 11-10-85. DIA .344+-.010 WAS .281+-.010, .375+-.010 WAS .357+-.010, .644 +-.010 WAS .645+-.010
06	03-09-88 EJ RJB 4-13-88 ECO 23316
	ADDED: NOTE 3 DELETED: 131-3BD1-307.
7	8-13-90
	ADDED: P/N 131-3BD1-304
8	11-19-96 RH ECN 44401
	CHANGED: P/N 131-3801-304 ITEMS 1 AND 2 COPPER WAS BRASS
	* REVISION NUMBER FOLLOWED BY AN ALPHA CHARACTER INDICATES DRAWING CLARIFICATION OR PART NUMBER ADDITION ONLY. *
8a	8-16-99 RH ECN 46449

CUSTOMER DRAWING

THIS DRAWING TO BE INTERPRETED PER ANSI Y 14.5M - 1982

"μSTATION"

COMPANY CONFIDENTIAL

TOLERANCE UNLESS OTHERWISE SPECIFIED		DRAWN BY EJ	DATE 3-9-88	JOHNSON	Cinch Connectivity Solutions 299 Johnson Ave. Ste. 100 Waseca, MN 56093 1-800-247-8256
DECIMALS .XX	mm	CHECKED BY	DATE	TITLE PLUG ASSEMBLY RA PC MOUNT SMB, 50 OHM	
.XXX		APPROVED BY	DATE		
MATL		APPROVED BY RJB	DATE 4-4-88	CODE NO.	DRAWING NO. C - 131-3801-301/320
FINISH		RELEASE DATE	4-13-88	SCALE 5:1	U/M INCH SHEET 2 OF 2