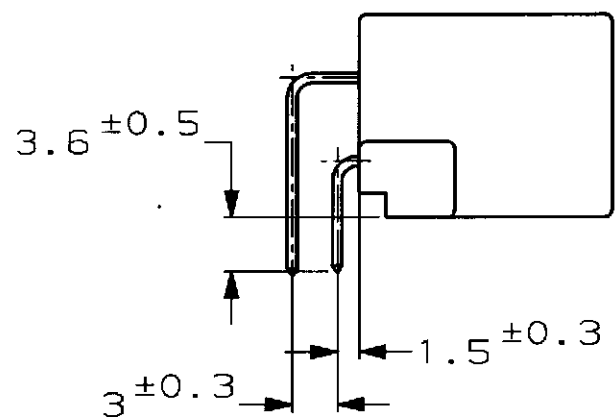
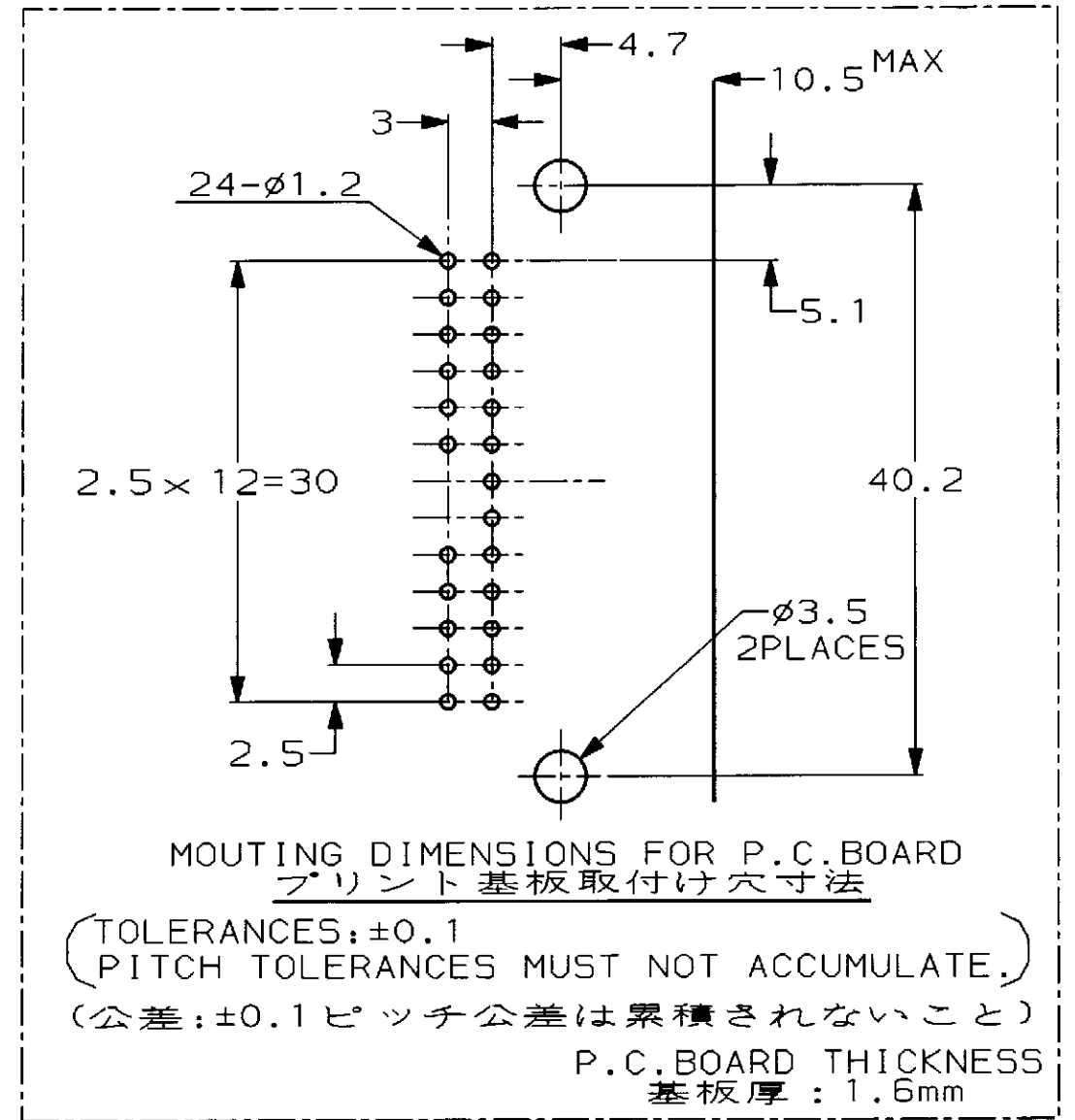
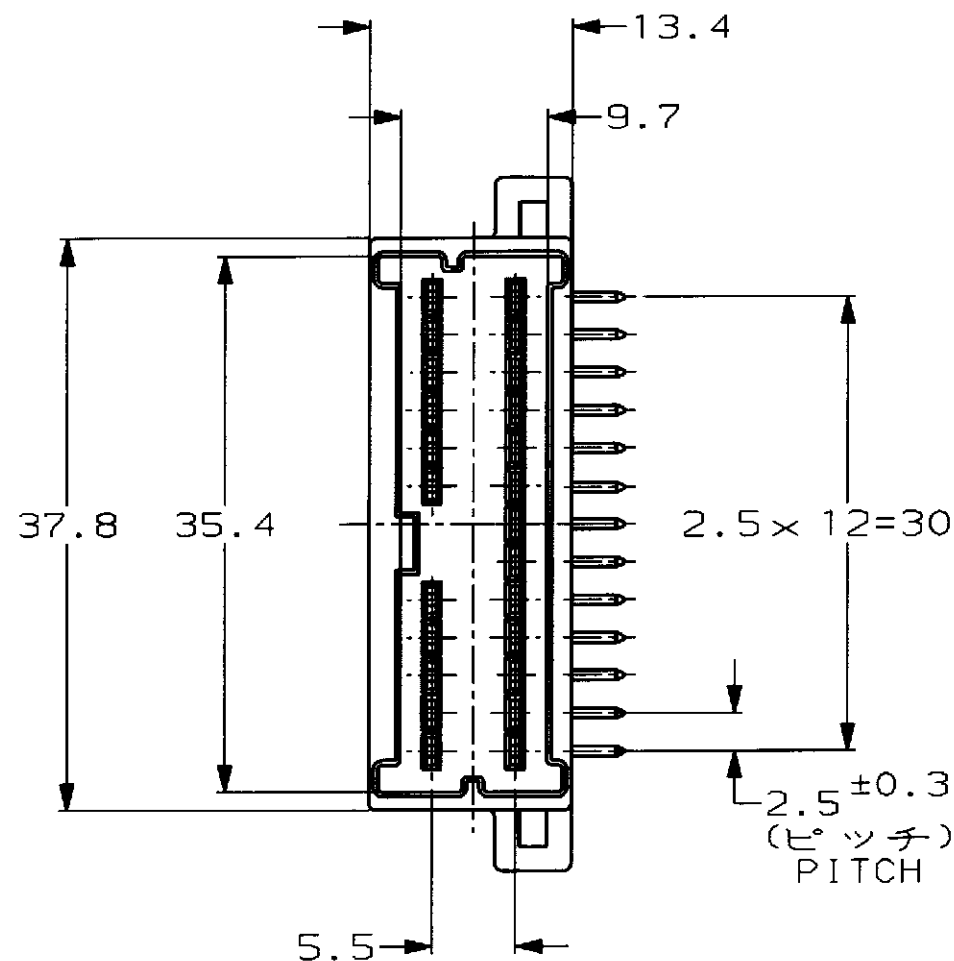
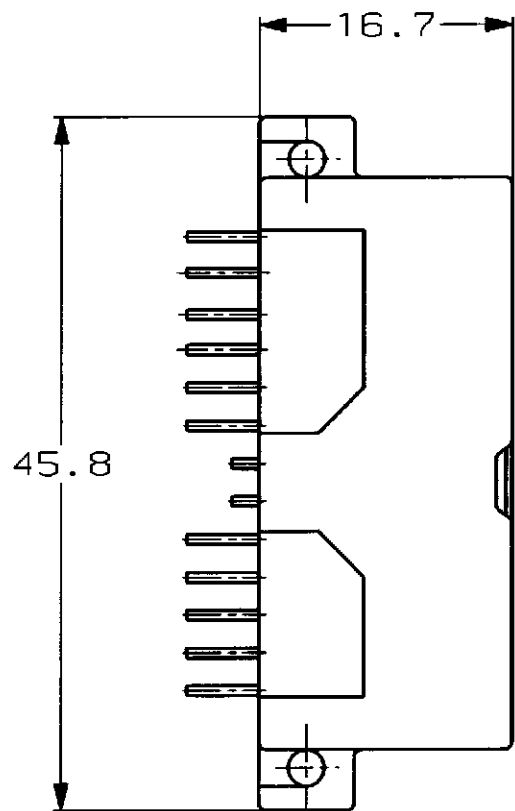


P	LTR	DESCRIPTION	ECN	DATE	DWN	APVD
B		再作成 REDRAWN	FJ00-0506-98	08APR98		



1 RECOMMENDED MOUNTING SCREW: PAN-HEADED, TYPE 2 TAPPING SCREW OF 3DIA X 6LENGTH (JIS B1115, B1122), TIGHTENING TORQUE: 39.2N-cm [4Kg-cm] MAX

1 推奨取付ネジ: JIS B1115, B1122タッピングねじ, なべ2種, 呼び径3, 長さ6, 締付トルク: 39.2N-cm [4Kg-cm] 以下

1123387-1	自然色 (NATURAL)	1123431-1
嵌合相手ハウジング型番 MATING HOUSING PART NUMBER	色 (COLOR)	型番 PART NUMBER

THIS DRAWING IS A CONTROLLED DOCUMENT FOR AMP INCORPORATED. IT IS SUBJECT TO CHANGE AND THE CONTROLLING ENGINEERING ORGANIZATION SHOULD BE CONTACTED FOR THE LATEST REVISION.		AMP 日本エー・エム・シー株式会社 Kawasaki, Japan	
DIMENSIONS: 単位: 概 mm	TOLERANCES UNLESS OTHERWISE SPECIFIED	NAME 040III MULTILOCK CONNECTOR 24POS CAP HOUSING ASSEMBLY WIRE TO BOARD (H) TYPE	
MATERIAL 材料 PBT	FINISH 仕上	PRODUCT SPEC 製品規格 108-5603	040III マルチロック コネクタ 24極 水平型 キャップハウジング アッセンブリ (対基板用)
		APPLICATION SPEC 取付適用規格	SIZE CAGE CODE DRAWING NO A3 00779 C- 1123431
WEIGHT 6.3g		RESTRICTED TO	
CUSTOMER DRAWING		SCALE 尺度 2:1	SHEET OF REV 1 OF 1 B

参考図面