

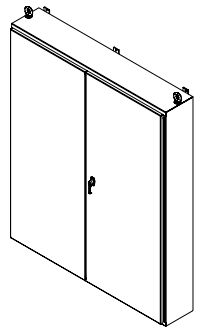


PART No. 1422E10

for more information visit
www.hammfg.com

Data subject to change without notice

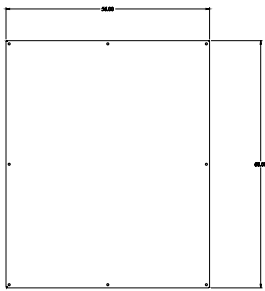
Isometric drawing Not to Scale



ISOMETRIC VIEW



TOP VIEW



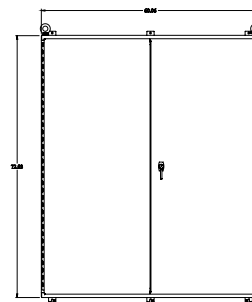
INNER PANEL



BACK SIDE VIEW



LEFT SIDE VIEW



FRONT VIEW



RIGHT SIDE VIEW



BOTTOM VIEW