



MODEL: WT-1201
PRODUCT: Electromagnetic Buzzer
EDITION: A/2016

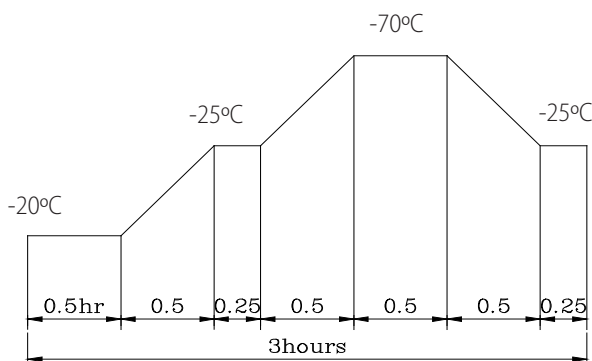
THIS SPECIFICATION APPLIES TO THE ELECTROMAGNETIC BUZZER

SPECIFICATION

item	unit	specification	condition
oscillation frequency	Hz	2400	Vo-p=1/2 duty, square wave
operating voltage	Vo-p	1 ~ 2	
rated voltage	Vo-p	1.5	
current consumption	mA	35	At rated voltage
sound pressure level	dB	85	At 10cm at rated voltage
coil resistance	Ω	16 ± 4	
operating temperature	°C	-30 ~ +70	
storage temperature	°C	-20 ~ +85	
dimension	mm	φ12.0×H9.5	See appearance drawing.
weight (max)	gram	2.0	
housing material		PBT	
leading pin		Pin type (Tin plated brass)	See appearance drawing
environmental protection regulation		RoHS	

RELIABILITY TEST

item	test condition and requirement
high temperature test (storage)	After being placed in a chamber with 80±2°C for 96 hours and then being placed in normal condition for 2 hours. Allowable variation of SPL after test: ±10dB.
low temperature test (storage)	After being placed in a chamber with -30±2°C for 96 hours and then being placed in normal condition for 2 hours. Allowable variation of SPL after test: ±10dB.
humidity test	After being Placed in a chamber with 90-95% R.H. at 40±2°C for 96 hours and then being placed in normal condition for 2 hours. Allowable variation of SPL after test: ±10dB.
temperature cycle test	The part will be subjected to 5 cycles. One cycle shall be consist of:



Allowable variation of SPL after test: ±10dB.



MODEL: WT-1201
PRODUCT: Electromagnetic Buzzer
EDITION: A/2016

RELIABILITY TEST (CONTINUED)

item	test condition and requirement
drop test	Drop on a hard wood board of 4cm thick, any directions , 6 times, at the height of 75cm . Allowable variation of SPL after test: ± 10 dB
vibration test	After being applied vibration of amplitude of 1.5mm with 10 to 55 Hz band of vibration frequency to each of 3 perpendicular directions for 2 hours . Allowable variation of SPL after test: ± 10 dB.
solderability test	Lead terminals are immersed in rosin for 5 seconds and then immersed in solder bath of $+300 \pm 5^\circ\text{C}$ for 3 ± 1 seconds . 90% min. lead terminals will be wet with solder (Except the edge of terminals).
terminal strength pulling test	The force of 9.8N(1.0kg) is applied to each terminal in axial direction for 10 seconds. No visible damage and cutting off.

TEST CONDITION

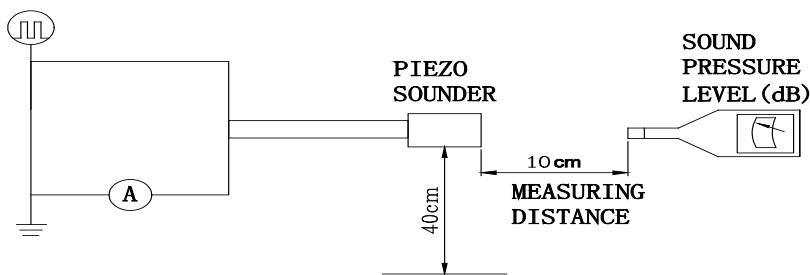
Standard Test Condition: a) Temperature : $+5 \sim +35^\circ\text{C}$ b) Humidity : 45 ~ 85% c) Pressure : 860 ~ 1060mbar

TESTING METHOD

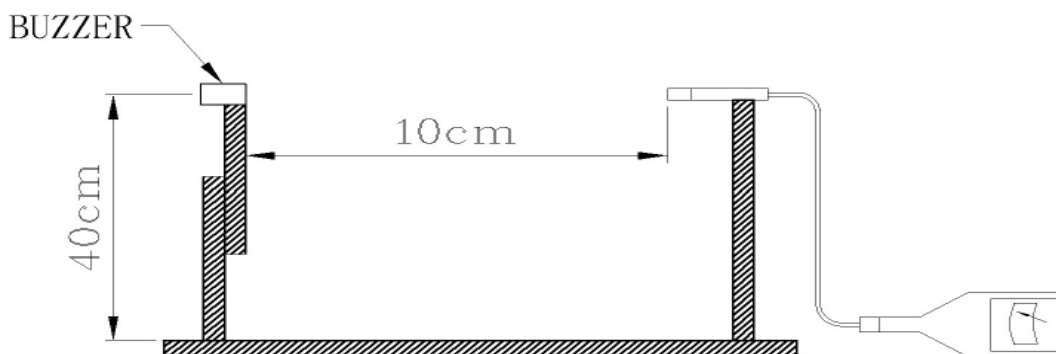
Standard Measurement conditions : Temperature: $25 \pm 2^\circ\text{C}$ Humidity: 45 ~ 65%

ACOUSTIC CHARACTERISTICS:

The oscillation frequency, current consumption and sound pressure are measured by the measuring instruments shown below:



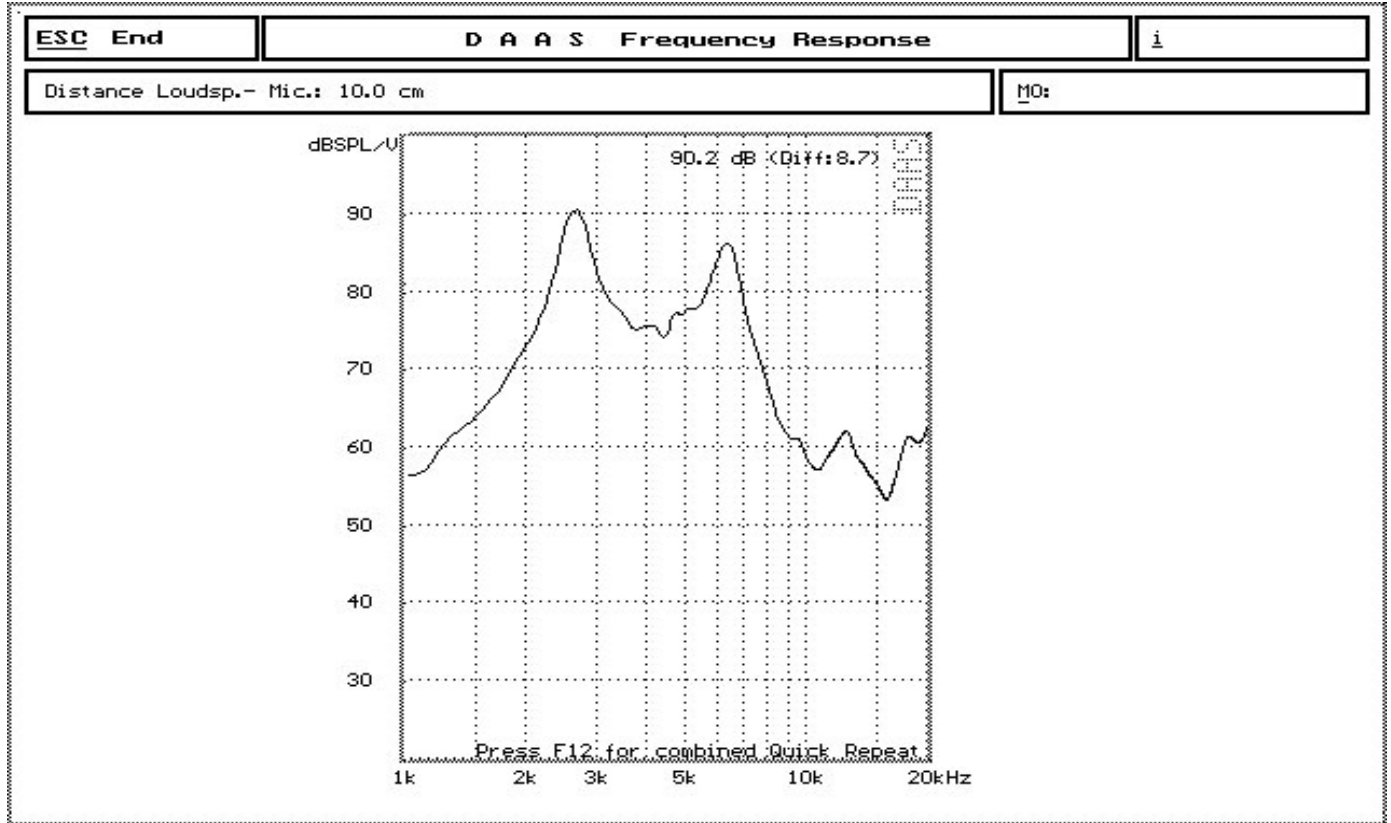
In the measuring test, buzzer is placed as follows:





MODEL: WT-1201
PRODUCT: Electromagnetic Buzzer
EDITION: A/2016

TYPICAL FREQUENCY RESPONSE CURVE



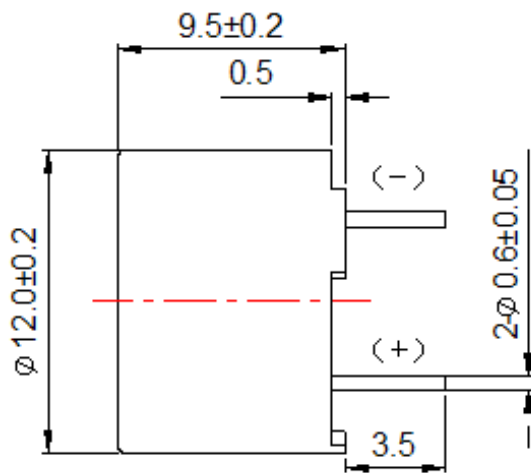
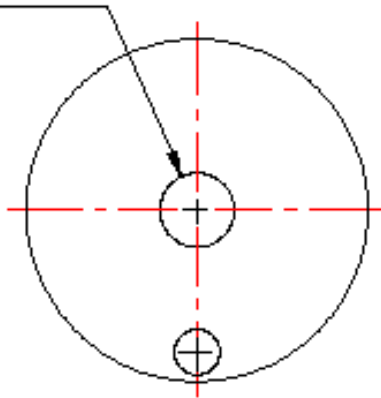


MODEL: WT-1201
PRODUCT: Electromagnetic Buzzer
EDITION: A/2016

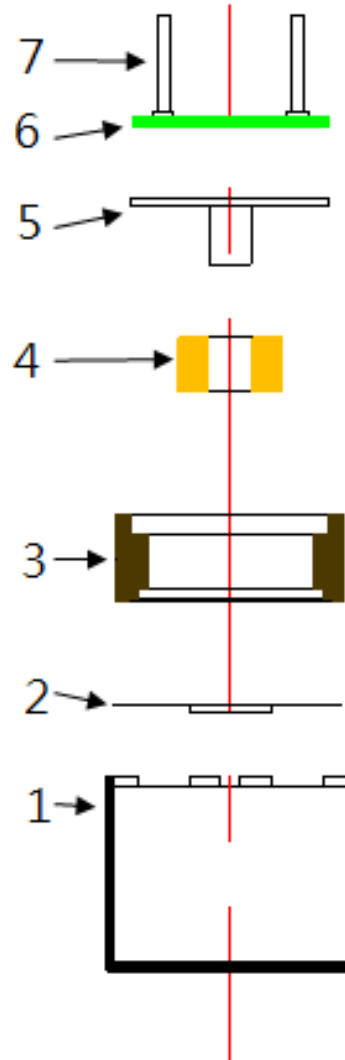
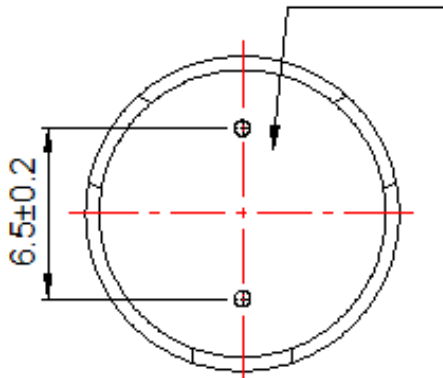
DIMENSIONS

Tolerance: ±0.5 (unit: mm)

Sound Hole



potting

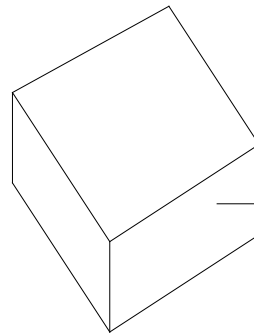
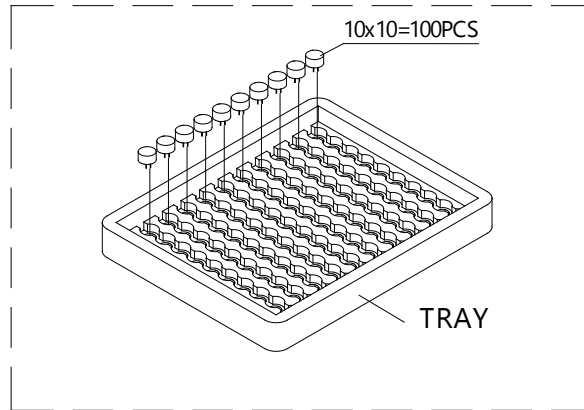


no	components	material	quantity
1	Cover	PBT	1
2	Diaphragm	Iron	1
3	Magnet	Nylon + Iron	1
4	Coil	Copper	1
5	Core	Iron	1
6	PCB	Epoxy glass fiber cloth + copper	1
7	PIN	copper	2

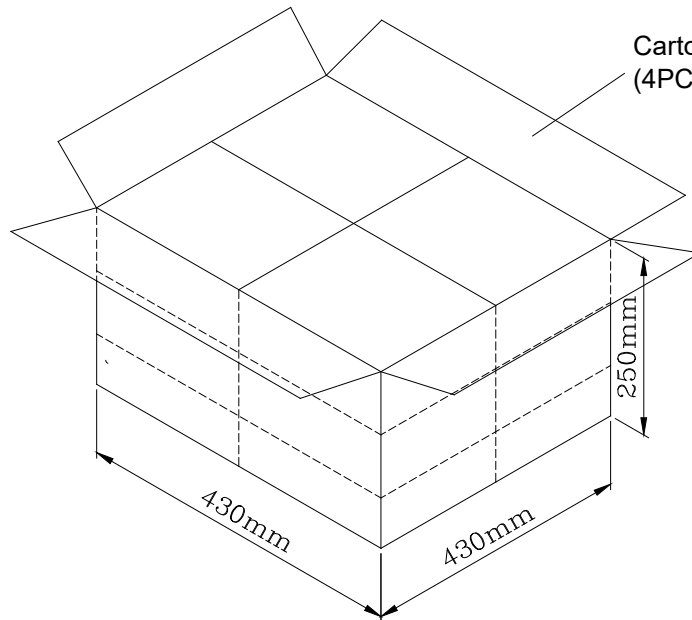


MODEL: WT-1201
PRODUCT: Electromagnetic Buzzer
EDITION: A/2016

PACKING



Out Box
(10PCS Tray)



packing box	L x W x H (mm)	pieces
Tray	190 x 190 x 25	1 x 100 = 100pcs
Out box	210 x 210 x 220	10 x 100 = 1,000pcs
Carton box	430 x 430 x 250	4 x 1000 = 4,000pcs