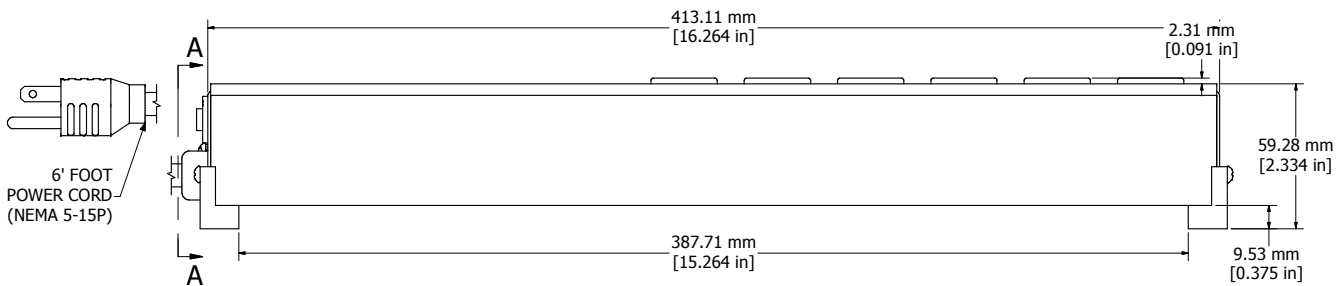
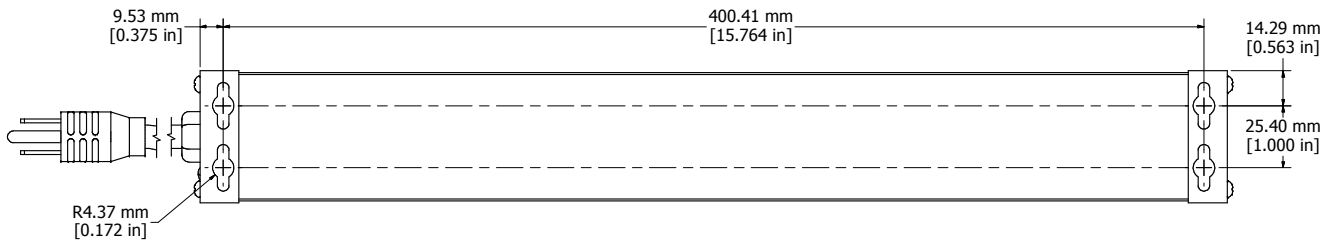


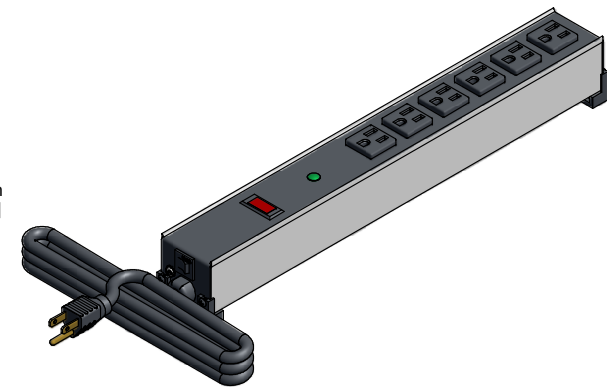
ASSEMBLY - VIEW FROM TOP



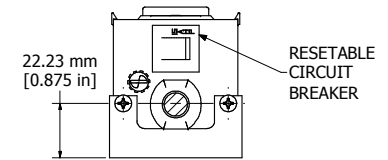
ASSEMBLY - VIEW FROM SIDE



ASSEMBLY - VIEW FROM BOTTOM



ISOMETRIC VIEW



SECTION A-A

1584T6**S
Finish - Top - Black Painted Steel
Bottom - Aluminum Extrusion
Rated - 120 VAC, 60 Hz, 15 Amps
Approvals - CSA Certified Standards C22.2 (No. 21-95, 42-99) & CSA No. 8-M1986
Surge Specs - 780 Joules, 54000 Amps Transient Current
- Protection in 3 AC Modes (L-N, N-G, L-G)
Cord Length
1584T6A1S - 6' Foot Power Cord (NEMA 5-15P)
1584T6B1S - 15' Foot Power Cord (NEMA 5-15P)

