

ESD Suppressor Array

Type: **EZAEGCA**



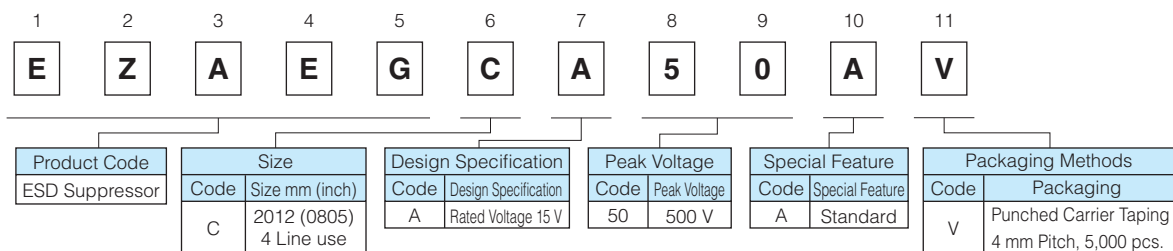
Features

- 4 ESD suppressors in one package
- ESD protection of high-speed data lines
- Low capacitance (0.25 pF)
- Good ESD suppression characteristics
- Good ESD withstanding
- RoHS compliant

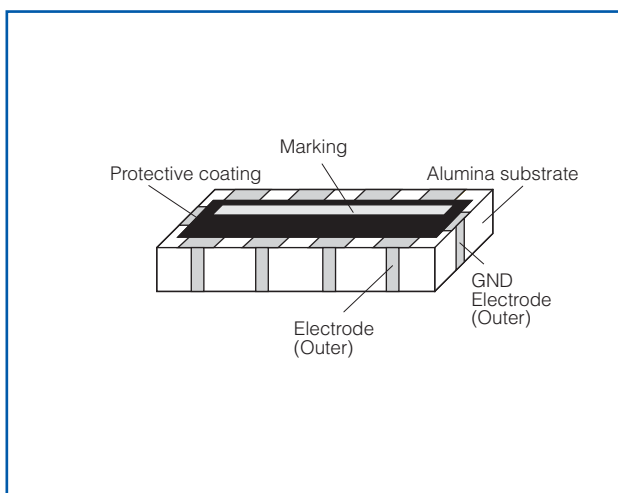
Recommended Applications

- AV equipment (LCD-TV, DVD/Blu-ray drives), Information equipment (PCs, HDD,)
- ESD suppression of high-speed differential data line such as USB3.0, HDMI, Display Port

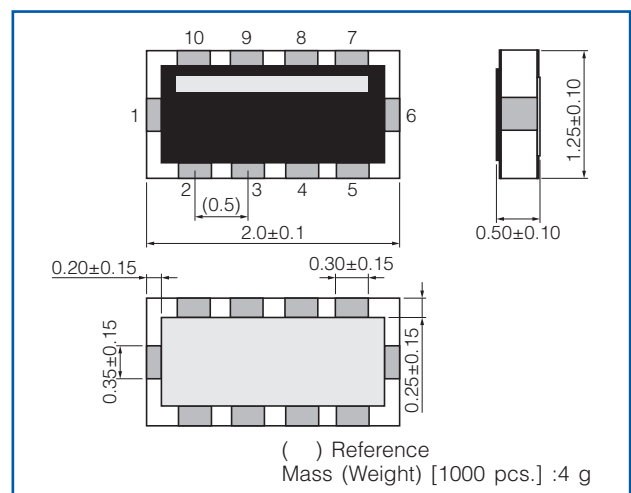
Explanation of Part Numbers



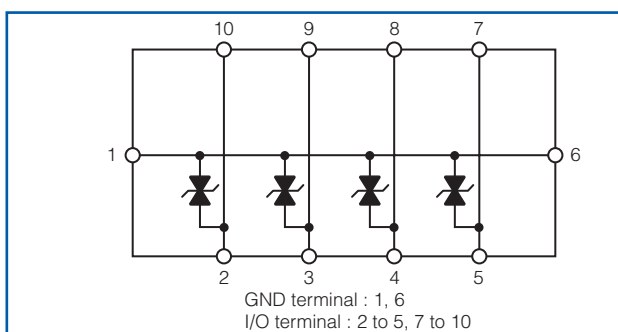
Construction



Dimensions in mm (not to scale)



Circuit Configuration



Ratings

Part Number (inch size)	Capacitance ⁽¹⁾	Peak Voltage ⁽²⁾	Clamping Voltage ⁽³⁾	Rated Voltage ⁽⁴⁾	Rated Current ⁽⁵⁾	Category Temperature Range
EZAEGCA50AV (0805)	0.25 ^{+0.05} _{-0.10} pF	500 V max. (350 V typ.)	100 V max.	15 V max.	100 mA max.	-55 to +125 °C

(1) Capacitance = The capacitance value shall be measured under the conditions specified below.

Frequency : 1 MHz±10 %, Voltage : 1 Vrms±0.2 Vrms, Temperature : 25 °C±2 °C

(2) Peak Voltage = The peak voltage value shall be measured under the following conditions. ESD test conditions : IEC61000-4-2, 8 kV contact discharge

(3) Clamping Voltage = The clamping voltage value shall be measured at 30 ns after initiation of pulse and measured under the conditions specified below.

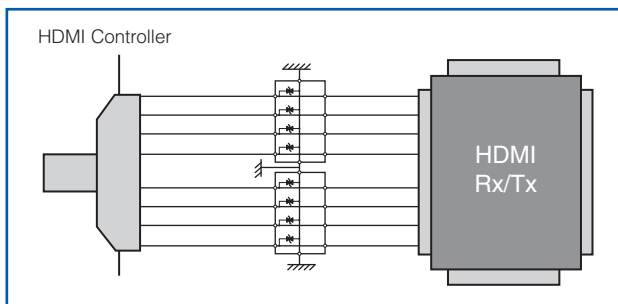
ESD test conditions : IEC61000-4-2, 8 kV contact discharge

(4) Rated voltage between I/O terminal and GND.

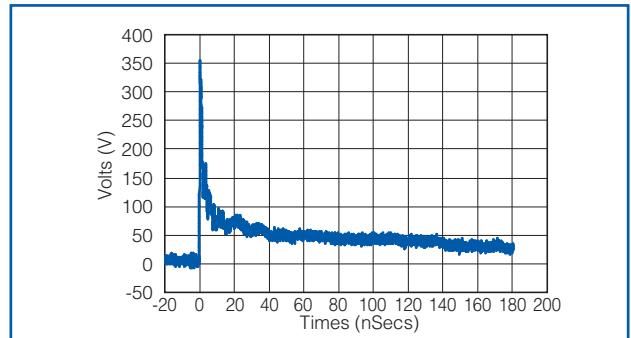
(5) Rated current between input terminal and output terminal.

Typical Circuits Requiring Protection

● HDMI circuit

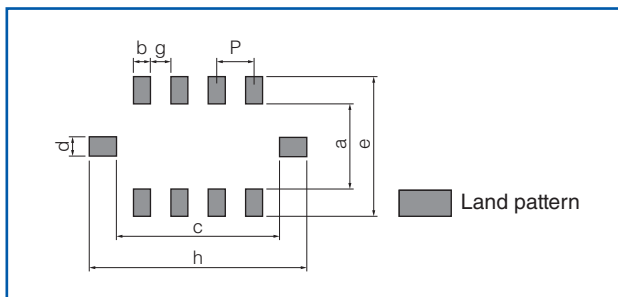


ESD Suppression Voltage Waveform



Recommended Land Pattern

Recommended land pattern design for ESD Suppressor Array is shown below.



	a	b	c	d
Dimensions (mm)	0.75	0.25	1.70	0.35

	e	h	g	P
Dimensions (mm)	1.85	2.60	0.25	0.50

■ As for Packaging Methods, Soldering Conditions and Safety Precautions,

Please see Data Files