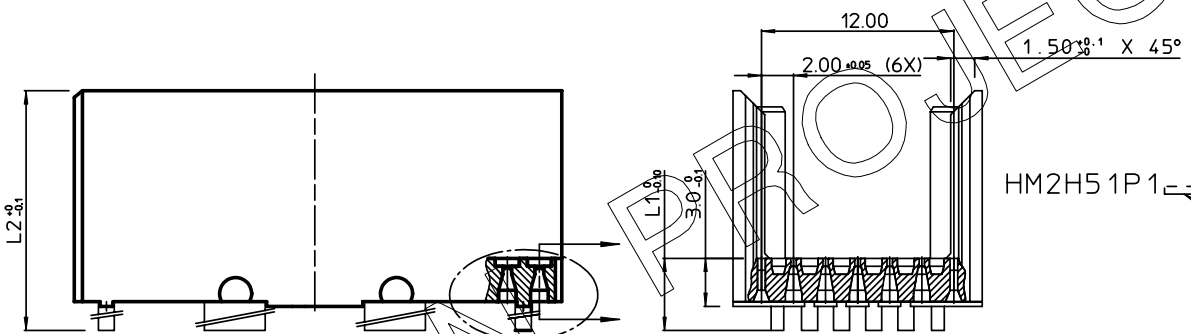
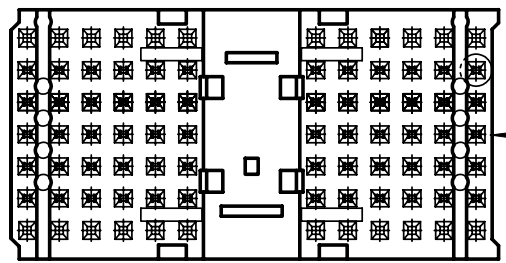


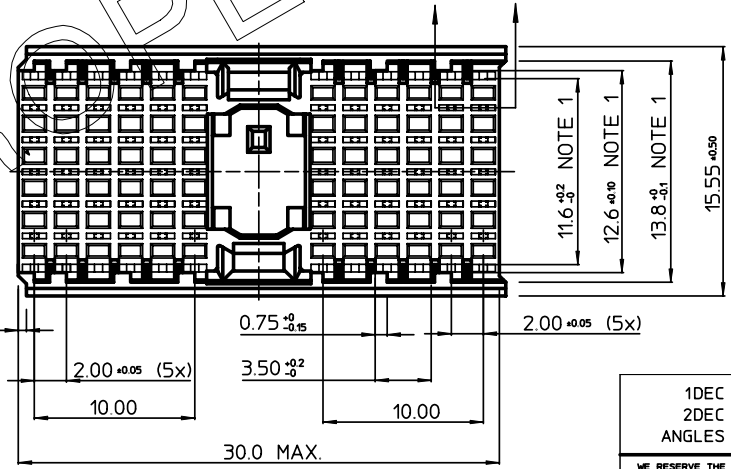
GEN. ST.	01	02	03	04	05	06	07	08	0D	50	60	70	80	90																	
INT. ST.	10	11	12	13	14	18	20	31	32	33	34	38	39	40	42	43	44	45	46	48	56	70	72	73	75	76	81	82	83	84	88

REV.	DATE	DESCRIPTION	BY	C'K'D'
B	2005-11-22	105-0241	ALEX B	BKP
C	2006-07-04	106-0096	VIVEK	BKP

- NOTES: 1. MEASURED AT THE BOTTOM
 2. MATERIAL: GLASSREINFORCED POLYESTER UL94 - V0
 3. THE *LF* PRODUCT MEETS EUROPEAN UNION DIRECTIVES AND OTHER COUNTRY REGULATIONS AS DESCRIBED IN GS-22-008.
 4. PARTS WITH AND WITHOUT SUFFIX LF TO THE PRODUCT PART NUMBER ARE IDENTICAL IN FORM, FIT AND FUNCTION. LF SUFFIX IS ADDED TO THE PART NUMBER OF THIS PRODUCT TO HAVE UNIFORM IDENTIFICATION OF ALL RoHS COMPATIBLE PRODUCTS.

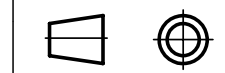


RoHS COMPATIBLE (DIGIT 11 & 12)
 HM2H51P1-LF
 STANDOFF HEIGHT INDICATOR



PART NUMBER	L1	L2
HM2H51P1LF	3.0	13.45
HM2H51P109LF	3.9	14.35
HM2H51P115LF	4.5	14.95
HM2H51P117LF	4.7	15.15
HM2H51P119LF	4.9	15.35
HM2H51P122LF	5.2	15.65
HM2H51P130LF	6.0	16.45

1DEC ±0,2 2DEC ±0,1 ANGLES ±1°	APPR.	DATE	SIGN.	MPACS STR SHR TYPE A 6+6 POS	
	DRAFT	2002-12-06	M. Fret	CAT. No. HM2H51P1--LF	
WE RESERVE THE RIGHT TO CHANGE DIMENSIONS OR REQUIREMENTS WITHOUT PRIOR NOTICE.	CHECKED			www.fciconnect.com	
	PRD. MGR.				SCALE
	PR. ENG. MGR.				
ALL DIMENSIONS IN MM	PR. MGT. MGR.				



REFERENCES

www.fciconnect.com

THIS IS OUR EXCLUSIVE PROPERTY. IT IS NOT TO BE COPIED, REPRINTED OR DISCLOSED TO A THIRD PARTY, NOR USED FOR MANUFACTURE WITHOUT OUR WRITTEN CONSENT, AND HAS TO BE RETURNED TO US IN CASE OF NO USAGE
 DIT IS ONZE EIGENDOM EN MAG NIET NAGEMAAKT, HERDRUKT, OVERGEMAAKT AAN DERDEN, NOCH VOOR FABRIKATIE GEBRUIKT WORDEN, ZONDER ONZE SCHRIFTELIJKE TOELATING. BIJ NIET GEBRUIK IS TERUGZENDING VERPLICHT.