THIS IS A CONTROLLED DOCUMENT.

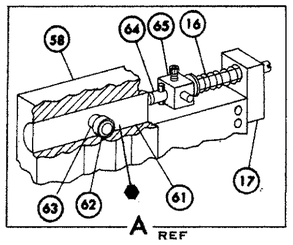

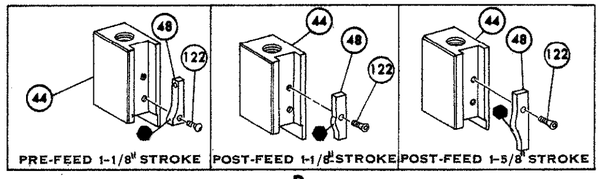

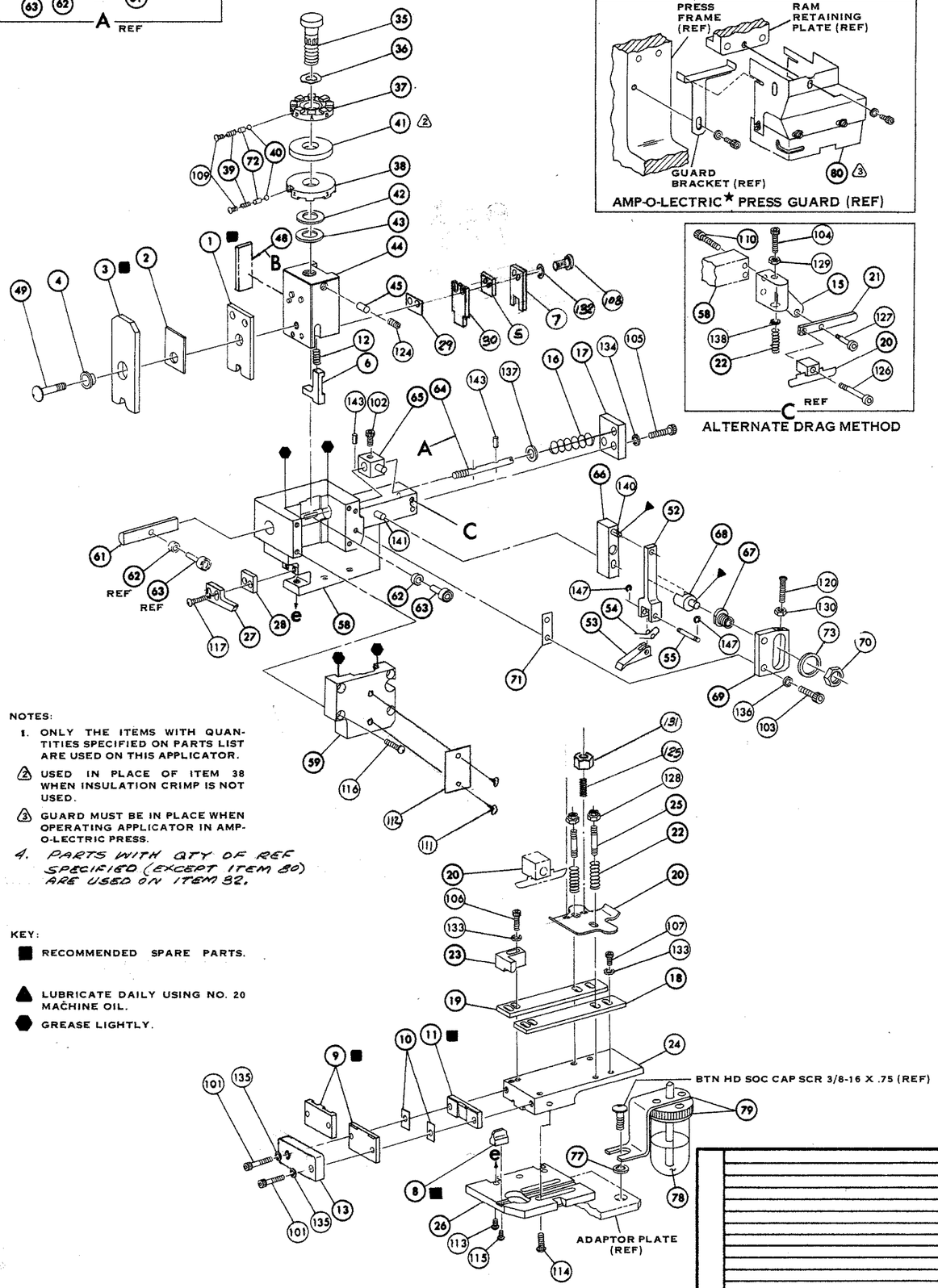

NOTES:

1. ONLY THE ITEMS WITH QUANTITIES SPECIFIED ON PARTS LIST ARE USED ON THIS APPLICATOR.
2. USED IN PLACE OF ITEM 38 WHEN INSULATION CRIMP IS NOT USED.
3. GUARD MUST BE IN PLACE WHEN OPERATING APPLICATOR IN AMP-O-LECTRIC PRESS.
4. PARTS WITH QTY OF REF SPECIFIED (EXCEPT ITEM 80) ARE USED ON ITEM 82.

KEY:

■ RECOMMENDED SPARE PARTS.

▲ LUBRICATE DAILY USING NO. 20 MACHINE OIL.

⬢ GREASE LIGHTLY.

★TRADEMARK OF AMP INCORPORATED

REQ.	PART NO.	DESCRIPTION	NO.	REQ.	PART NO.	DESCRIPTION	NO.
			162	REF	690517-1	SPACER	71
			161		22594-8	HEX. NUT	70
			160		240628-1	PLATE, ADJ	69
			159		240626-1	SHAFT, PIVOT	68
			158		240633-1	BUSHING	67
			157		455680-1	LEVER, INTERMEDIATE	66
			156		240629-1	BLOCK, PIVOT	65
			155		240632-2	SCREW, ADJ	64
			154		240659-3	PIN, CAM ROLLER	63
			153		240658-1	CAM, ROLLER	62
			152	REF	454398-1	ROD, FEED	61
			151				60
			150	REF	454220-1	CAP, RAM	59
			149	REF	453736-1	HOUSING	58
			148				57
REF	21045-3	RING, RETAINING 'C' (.187 DIA) FEED PIN	147				56
			146	REF	240624-1	PIN, FEED FINGER	55
			145	REF	691499-1	SPRING, FEED FINGER	54
			144	REF	240635-1	FINGER, FEED	53
REF	5- 21028-1	PIN, SLOT SPG (.12 DIA x .50) FEED ADJ ROD	143	REF	240634-3	LEVER, TERMINAL	52
			142				51
REF	1- 21030-7	PIN, DOWEL (.187 DIA x 1.50) HOUSING	141				50
REF	1- 21030-1	PIN, DOWEL (.187 DIA x .50) LEVER	140	1	7-210029	BOLT, CRIMPER	49
			139	1	690501-4	CAM, POST FEED 1- 5/8 STROKE	48
—	22260-5	WASH, FLAT (NO. 6) DRAG SPRING	138				47
REF	21899-4	WASH, FLAT (NO. 5/16 DIA) SCR ADJ	137				46
REF	21024-5	WASH, LOCK (NO. 10) FEED ADJ PLATE	136	1	690191-1	PLUG, NYLON	45
2	21024-5	WASH, LOCK (NO. 10) SHEAR PLATES	135	1	455674-2	RAM	44
REF	21024-5	WASH, LOCK (NO. 10) FEED ROD GUIDE	134	1	690125-1	WASHER, LAMINATED	43
4	21024-4	WASH, LOCK (NO. 8) STRIP GUIDE	133	1	690124-1	WASHER, RAM	42
2	21024-4	WASH, LOCK (NO. 8) SHEAR BLADE	132			SPACER, DISC	41
2	21018-4	NUT, HEX MACH (4-40) DRAG	131	2	23241-6	BALL, STEEL	40
REF	21068-5	NUT, HEX MACH (6-32) FEED ADJ PLATE	130	2	690170-1	SPRING, COMPRESSION	39
—	21018-7	NUT, HEX MACH (10-32) DRAG SPRING	129	1	690142-1	DISC, INSULATION	38
2	21022-2	NUT, HEX SELF-LKG (8-32) DRAG STUDS	128	1	690141-6	DISC, WIRE	37
—	5- 21004-7	SCR, SKT HD SHLD (.250 DIA x .25) DRAG ARM	127	1	22480-5	WASHER, SPRING	36
—	21004-5	SCR, SKT HD SHLD (.250 DIA x 1.00) DRAG	126	1	690212-1	POST, RAM	35
2	2-21006-6	SCR, SKT SET CUP PT (4-40 x .62) DRAG	125				34
1	21009-2	SCR, SKT SET (1/4-20 x 25) NYLOK RAM	124				33
			123	1	458980-2	APPLICATOR, BASIC (SUB-ASSY)	32
1	1- 21002-7	SCR, BUT HD SOC CAP (6-32 x .38) CAM	122				31
			121	1	690759-9	TOOL FLANGING	30
REF	3- 21064-2	SCR, RDH HD MACH (6-32 x 1.50) FEED ADJ	120	1	4-240641-9	SPACER, FLANGE	29
			119	1	3-690451-2	SPACER, STRIPPER	28
			118	1	240639-1	STRIPPER	27
2	2-21002-2	SCR, BTN HD SKT CAP (8-32 x .50) STRIPPER	117	REF	455676-1	PLATE, BASE	26
REF	2- 21002-9	SCR, BTN HD SKT CAP (10-32 x .75) HSG CAP	116	2	22354-8	DRAG, STUD	25
1	22733-8	SCR, BTN HD SKT CAP (8-32 x .38) NYLOK ANVIL	115	1	455678-6	PLATE, STRIP GUIDE	24
4	3- 21002-3	SCR, BTN HD SKT CAP (1/4-20 x .50) STR GDE PL	114			PLATE, STRIP HOLD	23
REF	1-240738-9	SCR, BTN HD SKT CAP (1/4-20 x .75) BASE PLATE	113	2	4-22281-1	SPRING, DRAG	22
1	461264-1	PLATE, IDENTIFICATION	112	—	240636-1	LEVER, DRAG	21
2	21017-2	SCR DRIVE (#2 x .19)	111	1	454177-1	DRAG, STOCK	20
—	2- 21000-4	SCR, SKT HD CAP (6-32 x 1.00) DRAG ADAPTOR	110	1	1-458030-2	GUIDE, STRIP REAR	19
2	23030-1	SCR, SKT HD CAP (6-32 x .25) NYLOK C. P. DISC	109	1	1-458031-2	GUIDE, STRIP FRONT	18
2	2-21000-7	SCR, SKT HD CAP (8-32 x .50) SHEAR BLADE	108	REF	454178-1	GUIDE, FEED ROD	17
3	7-21000-4	SCR, SKT HD CAP (8-32 x .31) STRIP GUIDE	107	REF	4-22284-9	SPRING, FEED RETURN	16
1	7-21000-4	SCR, SKT HD CAP (8-32 x .31) STRIP GUIDE	106	—	454665-1	ADAPTOR, DRAG	15
REF	3- 21000-7	SCR, SKT HD CAP (10-32 x .75) FD ROD GUIDE	105				14
—	3- 21000-9	SCR, SKT HD CAP (10-32 x 1.00) DRAG SPRING	104	1	690783-1	PLATE, RETAINING	13
REF	3- 21000-6	SCR, SKT HD CAP (10-32 x .62) FD ADJ PLATE	103			SPRING, HOLD DOWN	12
REF	3- 21000-4	SCR, SKT HD CAP (10-32 x .38) PIVOT BLK	102	1	240833-2	PLATE, REAR SHEAR ■	11
2	3- 21000-8	SCR, SKT HD CAP (10-32 x .88) SHEAR PLATES	101	2	1-240645-0	SPACER, SHEAR PLATE	10
REF	456745-1	GUARD, WINDOW (3)	80	1	690784-8	PLATE, FRONT SHEAR ■	9
—	465184-9	LUBRICATOR ASSY	79	1	4-240655-8	ANVIL ■	8
—	22014-1	OIL SYNTHETIC	78	1	240651-7	BLADE, SLUG ■	7
—	454406-1	SPACER, LUBRICATOR BRACKET	77			HOLD DOWN	6
			76	1	3-240641-9	SPACER, SHEAR BLADE	5
			75	1	238009-1	SPACER, TUBULAR, INS CRIMPER	4
			74	1	1-456134-2	CRIMPER, INSULATION ■	3
REF	458109-1	WASHER, FLAT (SPECIAL)	73	1	455888-6	SPACER, INSULATION	2
2	690603-1	SPRING, ASSIST	72	1	1-456408-3	CRIMPER, WIRE ■	1

TERM APPL SPEC 114-2084

CRIMPING DATA

PAD LETTER	CRIMP HEIGHT	WIRE SIZE	WIRE STRIP LENGTH
A	.063	#16	
B	.058	#18	
C	.054	#20	
D	NOT	USED	

CRIMP	SIZE	TYPE	FEED	PRESS REF.
WIRE	.110	F	.750	
INSULATION	.155	F		

INSULATION RANGE	WIRE RANGE	APPLICATOR INSTRUCTION
.090-.130	#20-#16	AI 8039

REMARKS

AMPOMATOR

I.D. PLATE (REF): 461264-1

THIS APPLICATOR WILL APPLY

40622- -A
40763- -A
41343- -A
41753- -A
41811- -A
42939- -A
62697 -A
62698 -A
62699 -A

LTR	REVISION RECORD	ECN	DR/CK	DATE
L	ECN 0150-1439-04		WHE	11-04
K	0150-0514-01		CE	5-01
J	ECN 0150-6058-95	—	MO/CE	4-95
H	ECN A160488	—	NS/CE	11-88
G	ECN R-7649	—	[illegible]	[illegible]
F	REV. PER ECN R-5510	—	[illegible]	1-6-84
E	REV ITEM 37 PER ECN	R 2416	[illegible]	8-78
D	REV PER ECN	R 2283	[illegible]	12-21-77
C	REV PER ECN	R 2178	[illegible]	8-77
B	REV PER ECN	R-908	[illegible]	12-21-76
A	REV PER ECN	R 516	[illegible]	5-13-75
01	REV PER ECN	6 9023	[illegible]	7-18-73

SETUP GAGE 458638-1 | LAYOUT NO. SIM. TO 117 | AMP INCORPORATED HARRISBURG, PENNA.

DRAWN [illegible] 6/8/73 | APPROVED [illegible] 6-12-73

CHECKED [illegible] 6-12-73 | REL. [illegible] 6-12-73

SCALE NONE | NAME MINIATURE QUICK CHANGE APPLICATOR END-FEED (FLANGED SPADE)

LOC A | C | NO. 687841-3 | REV L

CAGE CODE 00779 | CUSTOMER AND ASSEMBLY DRAWING | RESTRICTED TO

"THIS DRAWING IS UNPUBLISHED" COPYRIGHT 2000 BY AMP INCORPORATED. ALL RIGHTS RESERVED. RELEASED FOR PUBLICATION 11 18 MAY01
DIMENSIONS IN INCHES DO NOT SCALE PRINT.

PRINT 9 9