

(0.50 mm) .0197"

QTH-RA SERIES

RIGHT-ANGLE GROUND PLANE HEADER

SPECIFICATIONS

For complete specifications and recommended PCB layouts see www.samtec.com?QTH-RA or www.samtec.com?QTH-DP-RA

Insulator Material:
Black Liquid Crystal Polymer

Terminal Material:
Phosphor Bronze

Weld Tab:
Phosphor Bronze

Ground Plane:
Phosphor Bronze

Plating:
Au or Sn over

50 μ" (1.27 μm) Ni

Current Rating:
Contact:

2.2 A per pin

(1 pin powered per row)

Ground Plane:

21.8 A per ground plane

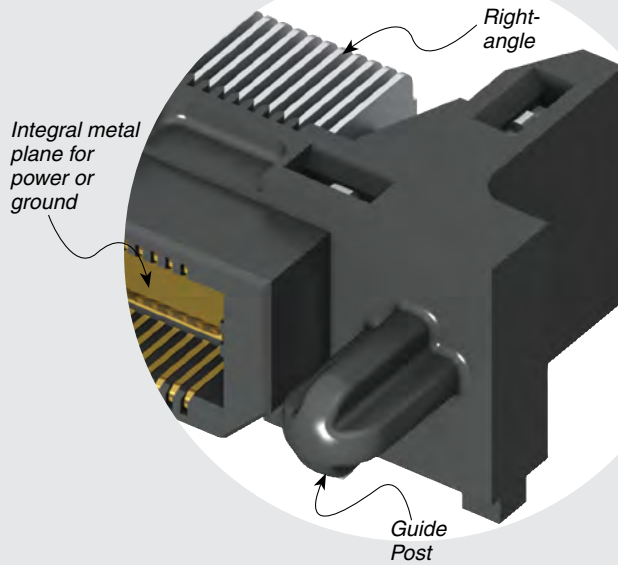
(1 ground plane powered)

Operating Temp Range:
-55 °C to +125 °C

Voltage Rating:
220 VAC

RoHS Compliant:
Yes

Board Mates:
QSH



Right-angle

Integral metal plane for power or ground

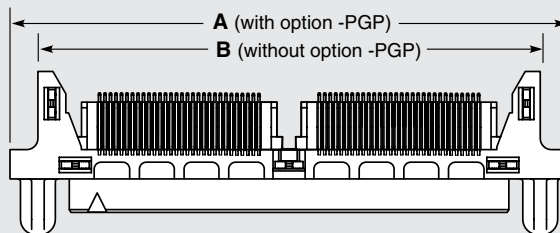
Guide Post

PROCESSING

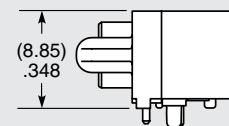
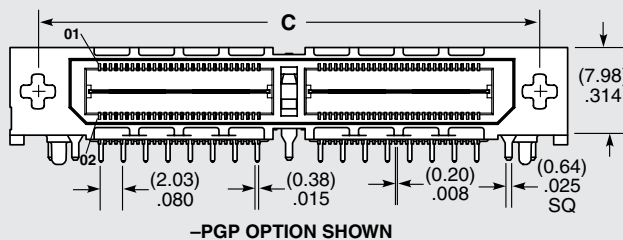
Lead-Free Solderable:
Yes

SMT Lead Coplanarity:
(0.10 mm) .004" max (020-090)

QTH	PINS PER ROW NO. OF PAIRS	01	PLATING OPTION	TYPE	RA	OTHER OPTION
	<p>-030, -060, -090 -D = (60 total pins per bank)</p> <p>-020, -040, -060 -D-DP = (20 pairs per bank)</p>		<p>-F = Gold Flash on contact, Matte Tin on tails</p> <p>-L = 10 μ" (0.25 μm) Gold contact, Matte Tin on tails</p>	<p>-D = Single-Ended</p> <p>-D-DP = Differential Pair</p>		<p>-PGP = Plastic Guide Post</p> <p>-K = (7.00 mm) .275" DIA Polyimide film Pick & Place Pad</p>



NO. OF PAIRS	PINS PER ROW	A	B	C
-020	-030	(30.80) 1.213	(25.72) 1.013	(25.72) 1.013
-040	-060	(50.80) 2.000	(45.72) 1.800	(45.72) 1.800
-060	-090	(70.80) 2.788	(65.72) 2.588	(65.72) 2.588



Note: Some lengths, styles and options are non-standard, non-returnable.