

**120**mm sq.

# San Ace 120W



## General Specifications

- Material ..... Frame: Aluminum,  
Impeller: Plastics (Flammability: UL94V-1)
- Expected Life ..... Refer to specifications (Indoor, L10: Survival rate: 90% at 60°C ,  
rated voltage, and continuously run in a free air state)
- Lead Wire ..... ⊕red ⊖black (Sensor) yellow (Control) brown
- Storage Temperature ..... -30°C to +70°C (Non-condensing)

**120×120×38mm** (Mass : 440g) **IP 68** **9WV type**

## Specifications

The following nos. **have PWM controls and pulse sensors.**

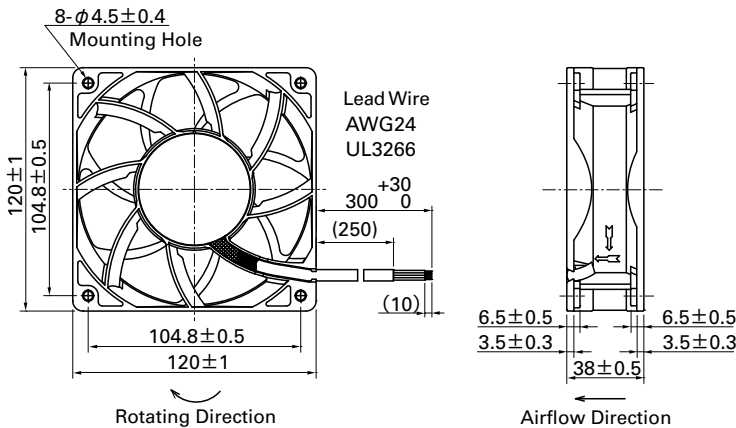
Model No.	Rated Voltage [V]	Operating Voltage Range [V]	PWM duty cycle* [%]	Rated Current [A]	Rated Input [W]	Rated Speed [min <sup>-1</sup> ]	Max. Airflow [m <sup>3</sup> /min] [CFM]	Max. Static Pressure [Pa] [inchH <sub>2</sub> O]	SPL [dB(A)]	Operating Temperature [°C]	Expected Life [h]
<b>9WV1212P1J001</b>	12	10.2 to 13.8	100	3	36	6,400	6.35 224.0	360 1.45	64	-20 to +70	60,000/60°C
			0	0.2	2.4	1,500	1.49 52.6	19.8 0.080	33		
<b>9WV1224P1J601</b>	24	20.4 to 27.6	100	1.5	36	6,400	6.35 224.0	360 1.450	64		
			0	0.12	2.88	1,500	1.49 52.6	26.1 0.105	33		
<b>9WV1224P1H001</b> <small>(Note)</small>			100	0.80	19.2	5,200	5.16 182	237 0.95	58		
<b>9WV1248P1J001</b>	48	40.8 to 55.2	100	0.65	31.2	6,400	6.35 224.0	360 1.45	64		
			0	0.06	2.88	1,500	1.49 52.6	26.1 0.105	33		

Note: Fan does not rotate when PWM duty cycle is 0%.

※PWM Frequency : 25kHz

Other sensor specifications are available as options. Please refer to the index (p. 513).

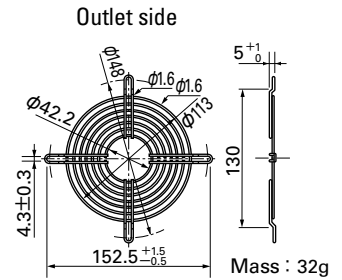
## Dimensions (unit: mm)



## Options (unit: mm)

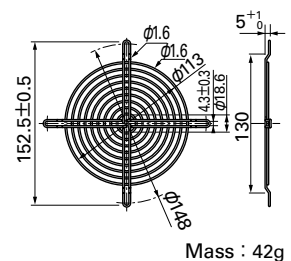
### Finger Guards

Model : 109-019C Surface treatment : Nickel-chrome plating (silver)  
: 109-019H : Cation electropainting (black)

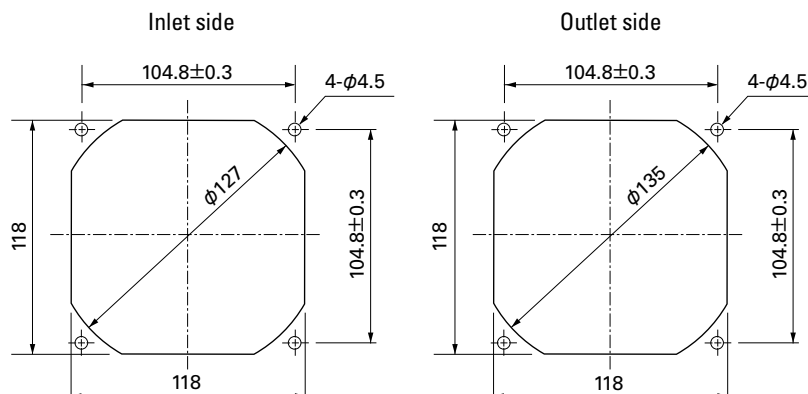


Model : 109-019E Surface treatment : Nickel-chrome plating (silver)  
: 109-019K : Cation electropainting (black)

### Inlet side, Outlet side



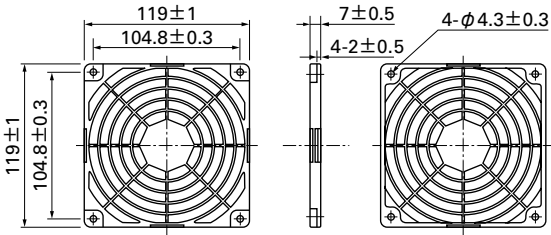
## Reference Dimensions of Mounting Holes and Vent Opening (unit: mm)



**Options (unit: mm)**

**Resin Finger Guards**

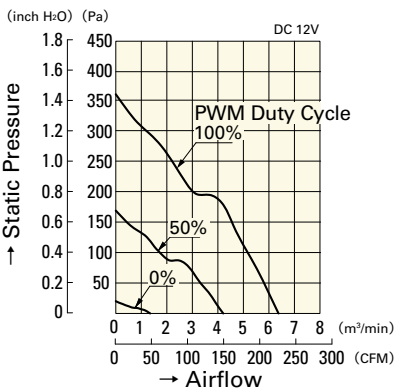
Model : 109-1000G



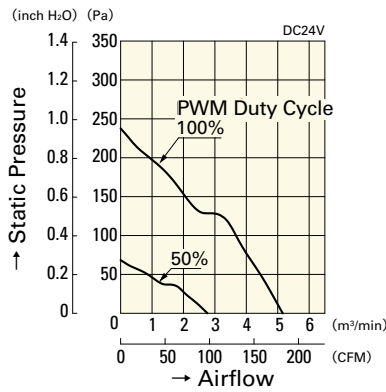
Mass : 23g

**Airflow - Static Pressure Characteristics**

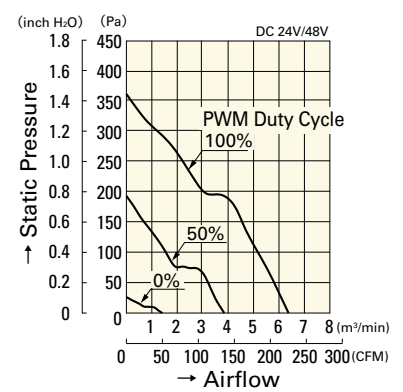
**PWM Duty Cycle**



**9WV1212P1J001**

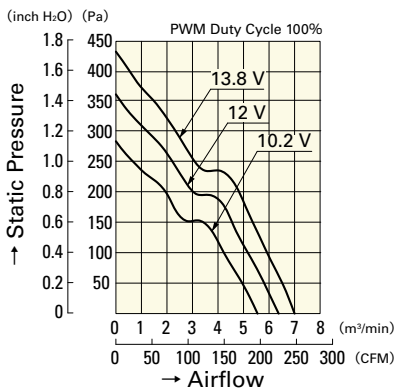


**9WV1224P1H001**

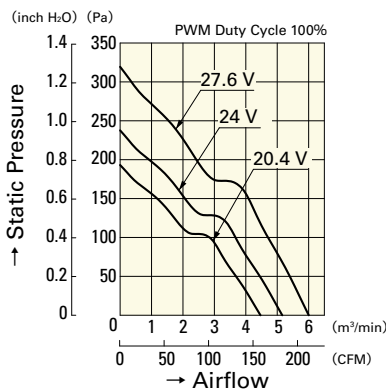


**9WV1224P1J601**  
**9WV1248P1J001**

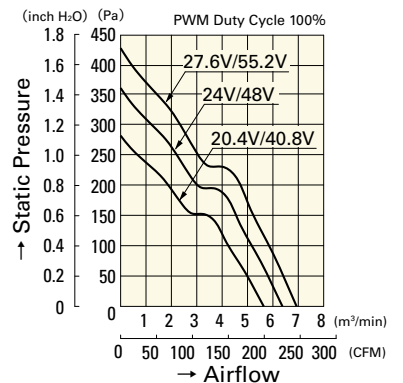
**Operating Voltage Range**



**9WV1212P1J001**

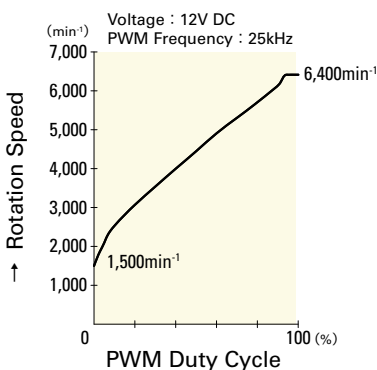


**9WV1224P1H001**

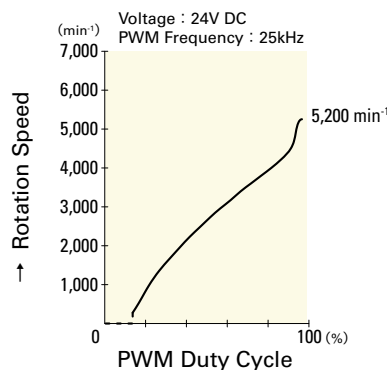


**9WV1224P1J601**  
**9WV1248P1J001**

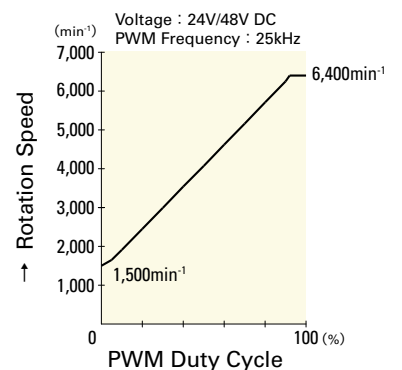
**PWM Duty - Speed Characteristics Example**



**9WV1212P1J001**



**9WV1224P1H001**



**9WV1224P1J601**  
**9WV1248P1J001**