



■ Features :

- Constant current design
- Universal AC input / Full range
- Protections: Short circuit / Over voltage
- Fully isolated plastic case
- Small and compact size
- Cooling by free air convection
- Class II power unit, no FG
- Class 2 power unit
- Pass LPS
- IP42 design
- Suitable for LED related fixture or appliance (such as LED Decoration or Advertisement devices)
- 100% full load burn-in test
- Low cost / High reliability
- 2 years warranty

LPS IP42

IS 15885(Part 2/Sec13)
R-41027766

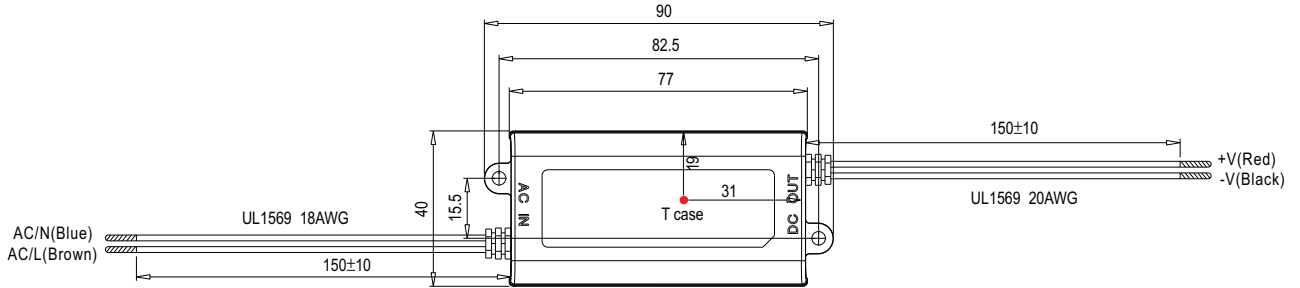
(optional)

SPECIFICATION


MODEL		APC-12-350	APC-12-700
OUTPUT	RATED CURRENT	350mA	700mA
	DC VOLTAGE RANGE	9~36V	9~18V
	RATED POWER	12.6W	12.6W
	RIPPLE & NOISE (max.) Note.2	300mVp-p	250mVp-p
	VOLTAGE TOLERANCE Note.3	±5.0%	
	CURRENT ACCURACY	±8.0%	
	LINE REGULATION	±1.0%	
	LOAD REGULATION	±3.0%	
	SETUP, RISE TIME	3000ms, 180ms / 230VAC	3000ms, 150ms / 115VAC at full load
HOLD UP TIME (Typ.)	20ms/230VAC, 15ms/115VAC at full load		
INPUT	VOLTAGE RANGE Note.4	90 ~ 264VAC	127 ~ 370VDC
	FREQUENCY RANGE	47 ~ 63Hz	
	EFFICIENCY(Typ.)	82%	80%
	AC CURRENT	0.2A/230VAC; 0.35A/115VAC	
	INRUSH CURRENT(Typ.)	COLD START 70A(twidth=120μs measured at 50% Ipeak) at 230VAC	
	MAX. No. of PSUs on 16A CIRCUIT BREAKER	17 units (circuit breaker of type B) / 29 units (circuit breaker of type C) at 230VAC	
PROTECTION	LEAKAGE CURRENT	0.25mA / 240VAC	
	OVER VOLTAGE	39.6~ 46.8V	20.7~ 24.3V
		Protection type : Shut off o/p voltage, clamping by zener diode	
ENVIRONMENT	WORKING TEMP.	-30 ~ 70°C (Refer to "Derating Curve")	
	WORKING HUMIDITY	20 ~ 90% RH non-condensing	
	STORAGE TEMP., HUMIDITY	-40 ~ +80°C, 10 ~ 95% RH	
	TEMP. COEFFICIENT	±0.2%/°C (0 ~ 50°C)	
	VIBRATION	10 ~ 500Hz, 2G 10min./1cycle, period for 60min. each along X, Y, Z axes	
SAFETY & EMC (Note 5)	SAFETY STANDARDS Note.7	UL8750, CSA C22.2 No.250.0-08, BIS IS15885, EAC TP TC 004 approved, Design refer to EN60950-1	
	WITHSTAND VOLTAGE	I/P-O/P: 3.75KVAC	
	ISOLATION RESISTANCE	I/P-O/P: >100M Ohms / 500VDC / 25°C / 70% RH	
	EMC EMISSION	Compliance to EN55032, EN61000-3-2 Class A, EN61000-3-3, EAC TP TC 020	
	EMC IMMUNITY	Compliance to EN55024, EN61000-4-2, 3, 4, 5, 6, 8, 11; light industry level (surge 2KV), criteria A, EAC TP TC 020	
OTHERS	MTBF	1145.7K hrs min. MIL-HDBK-217F (25°C)	
	DIMENSION	77*40*29(L*W*H)	
	PACKING	0.08Kg; 120pcs/11.8Kg/1.06CUFT	
NOTE	<ol style="list-style-type: none"> 1. All parameters NOT specially mentioned are measured at 230VAC input, rated load and 25°C of ambient temperature. 2. Ripple & noise are measured at 20MHz of bandwidth by using a 12" twisted pair-wire terminated with a 0.1uf & 47uf parallel capacitor. 3. Tolerance : includes set up tolerance, line regulation and load regulation. 4. Derating may be needed under low input voltage. Please check the static characteristic for more details. 5. The power supply is considered as a component that will be operated in combination with final equipment. Since EMC performance will be affected by the complete installation, the final equipment manufacturers must re-qualify EMC Directive on the complete installation again. 6. The unit might not be suitable for lighting applications in EU countries. Please check with your local authorities for the possible use of the unit. 7. The model certified for CCC(GB19510.14, GB19510.1, GB17743 and GB17625.1) is an optional model . Please contact MEAN WELL for details. 		

■ Mechanical Specification

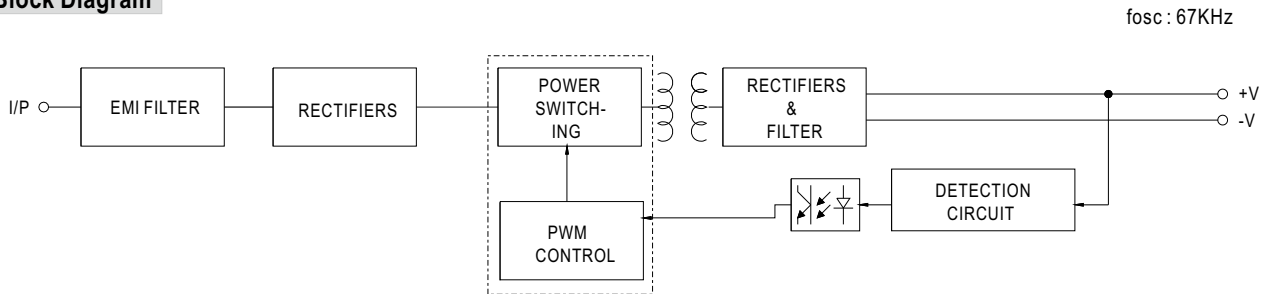
Unit:mm



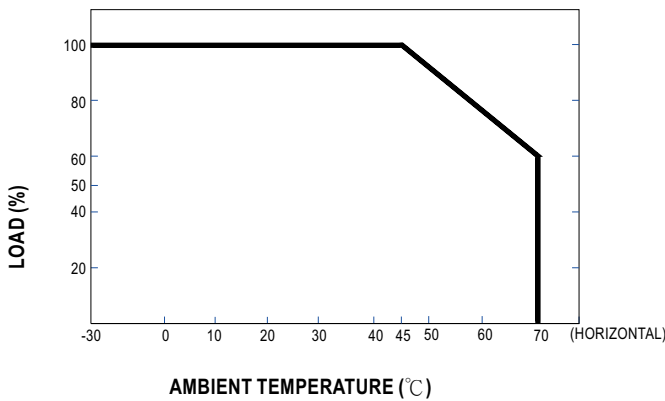
※ T case: Max. Case Temperature



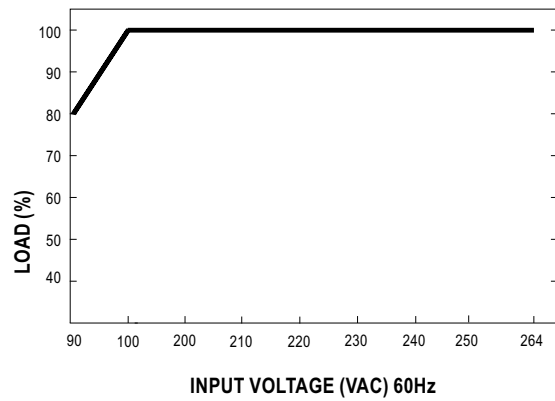
■ Block Diagram



■ Derating Curve



■ Static Characteristics



■ EFFICIENCY vs LOAD (APC-12-350)

Unit:mm

