DRAWING MADE IN THIRD ANGLE PROJECTION

680220 ⇔ 680220

/home/amp14442

PART NUMBER	REV	FIRST USED
680220 -1	B	122500-1
680220 -2	B	565435-5
680220 -3	B	354500-1

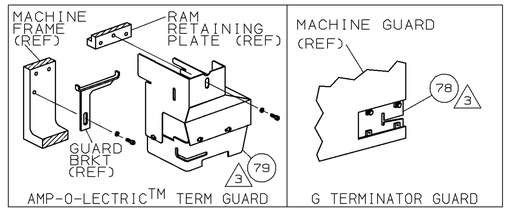

TERMINAL NAME: TERMINAL CONTACT FOR 5mm PITCH CONNECTOR

282308

CRIMPING DATA

PAD LTR	CRIMP HEIGHT	WIRE SIZE
A	.058 ±.002 [1.47 ±0.05mm]	1.5mm² OR 1mm²
B	.054 ±.002 [1.37 ±0.05mm]	0.75mm²
C	.052 ±.002 [1.32 ±0.05mm]	0.5mm²
D	NOT	USED

CRIMP	SIZE	TYPE	RANGE
WIRE	.080 [2.03mm]	F	0.5 - 1.5mm²
INSUL	.130 [3.30mm]	F	ø3.35mm MAX

WIRE STRIP LENGTH	TERM APPL SPEC	FEED	APPL INSTRUCTION	SET UP GAGE	LAYOUT
–	114-20058	.787		458638-1	L1692

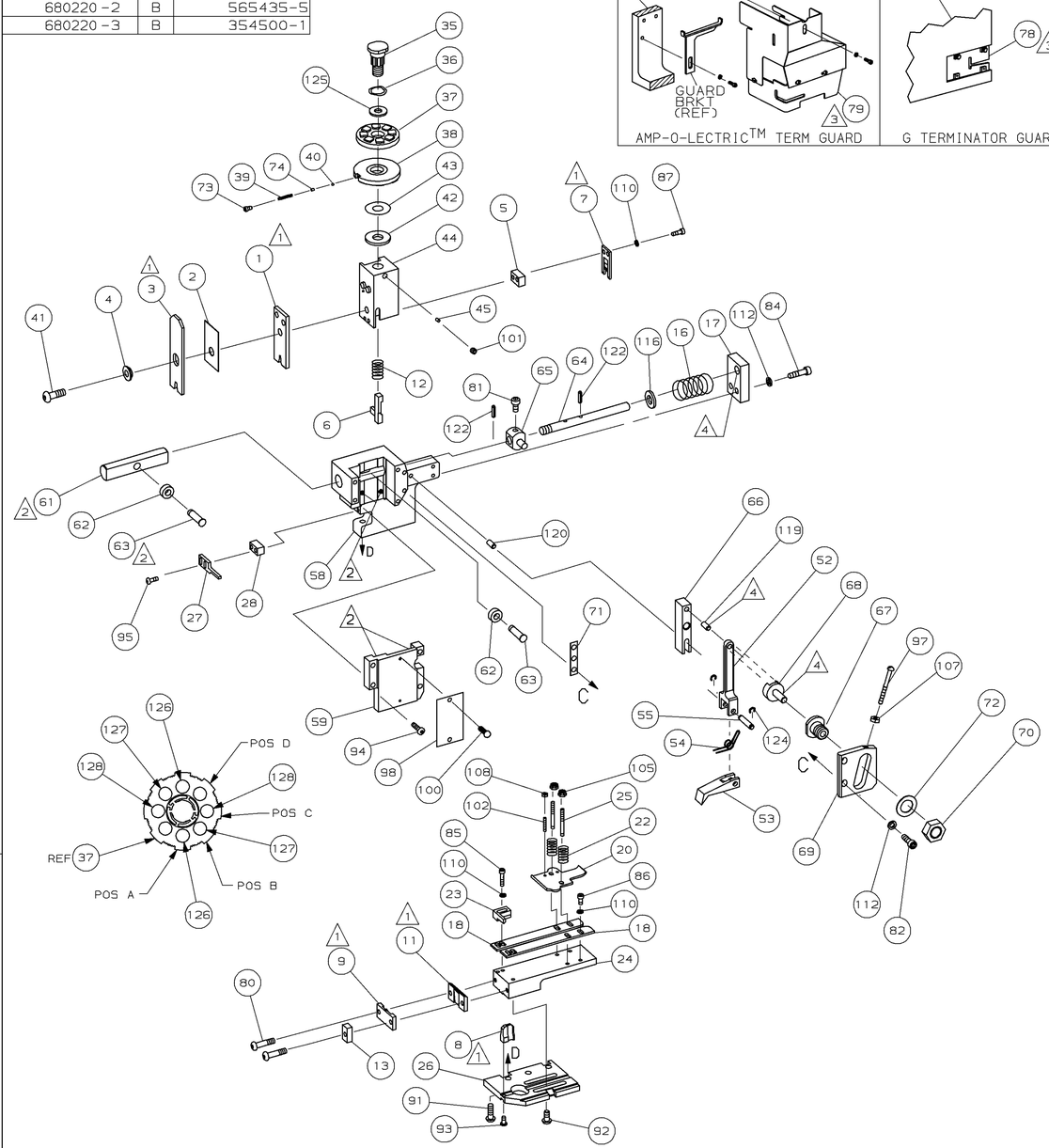

-3	-2	-1	U/M	DWG SIZE	PART NO	DESCRIPTION	ITEM NO
							129
2	2	2	–	C	2-354779-5	PIN, WIRE DISC (.3115)C	128
2	2	2	–	C	2-354779-0	PIN, WIRE DISC (.3090)B	127
2	2	2	–	C	1-354779-2	PIN, WIRE DISC (.3050)A	126
1	1	1	–	A	986950-1	WASHER, FLAT PRECISION	125
REF	REF	REF	–	A	21045-3	RING,RET"C"(ø.187)FD PIN	124
							123
REF	REF	REF	–	A	5-21028-1	PIN,STD SPRING(ø.12)FD ADJ ROD	122
							121
REF	REF	REF	–	A	1-21030-7	PIN,DOWEL(ø.187x1.50)HSG	120
REF	REF	REF	–	A	1-21030-1	PIN,DOWEL(ø.187x.50)LEVER	119
							118
							117
REF	REF	REF	–	A	21899-4	WASHER,FLAT(ø5/16)SCR ADJ	116
							115
							114
							113
REF	REF	REF	–	A	21024-5	WASHER,LOCK(NO.10)FD ROD GDE	112
							111
7	7	7	–	A	21024-4	WASHER,LOCK(NO.8)SHEAR BL	110
							109
2	2	2	–	A	21018-4	NUT,HEX(4-40)DRAG	108
REF	REF	REF	–	A	21018-5	NUT,HEX(6-32)FD ADJ PL	107
							106
2	2	2	–	A	21022-2	NUT,HEX SL(8-32)DRAG STUD	105
							104
							103
2	2	2	–	A	2-21006-6	SCR,SKT SET(4-40x.62)DRAG	102
1	1	1	–	A	21009-2	SCR,SKT SET(1/4-20x.25)RAM	101
2	2	2	–	A	21017-2	SCR,DRIVE(#2x.19)ID PLATE	100
1	1	1	–	A	1-21002-7	SCR,BHC(6-32x.38)CAM	99
1	1	1	–	B	461264-1	PLATE, IDENTIFICATION	98
REF	REF	REF	–	A	6-23715-5	SCR,PAN HD(6-32x1.50)FEED ADJ	97
							96
2	2	2	–	A	2-21002-2	SCR,BHC(8-32x.50)STRIPPER	95
REF	REF	REF	–	A	2-21002-9	SCR,BHC(10-32x.75)HSG CAP	94
1	1	1	–	A	22733-8	SCR,BHC(8-32x.38 LW)ANVIL	93
4	4	4	–	A	3-21002-3	SCR,BHC(1/4-20x.50)ST GD PL	92
REF	REF	REF	–	A	2-22733-8	SCR,BHC(1/4-20x.62)BASE PL	91
							90
							89
							88
2	2	2	–	A	2-21000-7	SCR,SHC(8-32x.50)SLUG BLADE	87
3	3	3	–	A	2-21000-5	SCR,SHC(8-32x.25)STRIP GUIDE	86
2	2	2	–	A	2-21000-9	SCR,SHC(8-32x.75)R STRIP GUIDE	85
REF	REF	REF	–	A	3-21000-7	SCR,SHC(10-32x.75)FEED ROD GDE	84
							83
REF	REF	REF	–	A	3-21000-6	SCR,SHC(10-32x.62)FEED ADJ PL	82
REF	REF	REF	–	A	3-21000-4	SCR,SHC(10-32x.38)PIVOT BLOCK	81
2	2	2	–	A	3-21002-0	SCR,BHC(10-32x.88)SHEAR PL	80
–	REF	–	–	A	455745-1	GUARD, WINDOW	79
REF	–	–	–	A	679532-1	INSERT, GUARD	78
							77
							76
							75
1	1	1	–	A	690603-1	SPRING, ASSIST	74
1	1	1	–	A	23030-1	SCR,SKT CAP(6-32x.25)CP DSC	73
REF	REF	REF	–	A	458109-1	WASHER, FLAT (SPECIAL)	72
REF	REF	REF	–	A	690517-1	SPACER	71

QTY REQD PER ASSY — PARTS LIST

-1	-2	-3	U/M	DWG SIZE	PART NO	DESCRIPTION	ITEM NO
LEADMAKER	BENCH MODEL K	BENCH MODEL G				MECH POST FEED / MECH PRE FEED / MECH PRE FEED	
REF	REF	REF	–	A	22594-8	NUT, HEX	70
REF	REF	REF	–	B	240628-1	PLATE, ADJ	69
REF	REF	REF	–	B	240626-1	SHAFT, PIVOT	68
REF	REF	REF	–	B	240633-1	BUSHING	67
REF	REF	REF	–	A	455680-1	LEVER, INTERMEDIATE	66
REF	REF	REF	–	B	240629-1	BLOCK, PIVOT	65
REF	REF	REF	–	A	240632-2	SCR, ADJ	64
REF	REF	REF	–	B	240659-3	PIN, CAM ROLLER	63
REF	REF	REF	–	B	240658-1	CAM, ROLLER	62
REF	REF	REF	–	B	454398-1	ROD, FEED	61
							60
REF	REF	REF	–	C	454220-1	CAP, RAM	59
REF	REF	REF	–	D	453736-1	HOUSING	58
							57
							56
REF	REF	REF	–	B	240624-1	PIN, FEED FINGER	55
REF	REF	REF	–	B	691499-1	SPRING, FEED FINGER	54
REF	REF	REF	–	B	240635-1	FINGER, FEED	53
REF	REF	REF	–	B	240634-1	LEVER, TERMINAL	52
							51
							50
1	–	–	–	B	690602-6	CAM, PRE-FEED 1 5/8 ST	49
–	1	–	–	B	690602-5	CAM, PRE-FEED 1 1/8 ST	48
–	–	1	–	B	690501-4	CAM, POST-FEED 1 5/8 ST	47
							46
1	1	1	–	A	690191-1	PLUG, NYLON	45
1	1	1	–	C	455674-1	RAM	44
1	1	1	–	A	690125-1	WASHER, LAMINATED	43
1	1	1	–	A	690124-1	WASHER, RAM	42
1	1	1	–	A	7-21002-9	BOLT, CRIMPER(5/16-24x1.00)	41
1	1	1	–	A	23241-6	BALL, STEEL	40
1	1	1	–	A	690170-1	SPRING, COMPRESSION	39
1	1	1	–	C	690142-1	DISC, INSULATION	38
1	1	1	–	D	354777-1	WIRE DISC, PLASTIC	37
1	1	1	–	A	22480-5	WASHER, SPRING	36
1	1	1	–	B	690212-1	POST, RAM	35
							34
							33
1	1	1	–	D	458980-1	APPLICATOR, BASIC (SUB ASSY)	32
							31
							30
							29
1	1	1	–	B	3-690451-7	SPACER, STRIPPER	28
1	1	1	–	A	240639-1	STRIPPER	27
REF	REF	REF	–	C	455676-1	PLATE, BASE	26
2	2	2	–	A	22354-8	DRAG, STUD	25
1	1	1	–	B	455678-2	PLATE, STRIP GUIDE	24
1	1	1	–	C	240825-4	PLATE, STRIP HOLD DOWN	23
2	2	2	–	A	4-22281-1	SPRING, DRAG	22
							21
1	1	1	–	A	454177-1	DRAG, STOCK	20
							19
2	2	2	–	C	454204-3	GUIDE, STRIP (FRONT)	18
REF	REF	REF	–	A	454178-1	GUIDE, FEED ROD	17
REF	REF	REF	–	A	4-22284-9	SPRING, FEED RETURN	16
							15
							14
1	1	1	–	C	690481-2	SPACER, HOLD DOWN	13
1	1	1	–	A	23846-1	SPRING, HOLD DOWN	12
1	1	1	–	B	240644-1	PLATE, REAR SHEAR	11
							10
1	1	1	–	B	690482-4	PLATE, FRONT SHEAR	9
1	1	1	–	D	4-461295-5	ANVIL	8
1	1	1	–	B	690474-4	BLADE, SLUG	7
1	1	1	–	D	455892-6	HOLD DOWN, TERMINAL	6
1	1	1	–	C	2-240641-4	SPACER, SLUG BLADE	5
1	1	1	–	B	238009-8	SPACER, BLOCK CRIMPER	4
1	1	1	–	C	4-456134-4	CRIMPER, INSULATION	3
1	1	1	–	B	455888-6	SPACER, CRIMPER	2
1	1	1	–	C	2-456405-7	CRIMPER, WIRE	1

REVISION OF EACH ASSY NO (WHEN BLANK, USE DWG REVISION)

QTY REQD PER ASSY — PARTS LIST

POST-FEED 1 5/8 STROKE

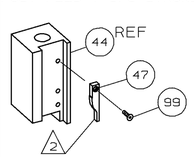

LOC A — DIST 66 — LEADMAKER

PRE-FEED 1 1/8 STROKE

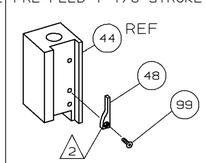

K TERMINATOR BENCH MACHINE

PRE-FEED 1 5/8 STROKE

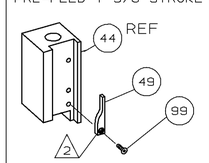

G TERMINATOR BENCH MACHINE

1. RECOMMENDED SPARE PARTS.
2. GREASE LIGHTLY.
3. GUARD MUST BE IN PLACE WHEN OPERATING APPLICATOR IN A BENCH MACHINE.
4. LUBRICATE DAILY USING NO. 20 MACHINE OIL.
5. ITEMS WITH QTY OF REF SPECIFIED (EXCEPT ITEMS 78 AND 79) ARE USED ON ITEM 32.

P	F	LTR	REVISION RECORD	APP	DATE
		B	0150-8372-98	TB	3-98
		A	REVISED	JB	1-96

DIMENSIONS IN INCHES. DO NOT SCALE PRINT. TOLERANCES UNLESS OTHERWISE SPECIFIED, 2 PLC DEC ±- 3 PLC DEC ±- 4 PLC DEC ±- ANGLES ± - SURF TEXTURE: √ REMOVE BURRS, BREAK SHARP EDGES R.015 MAX

MATL – HT TR – FIN –

DR J.BAKER 11-08-95 APP A BEDDICK 11/10/95 CHK C.ERISMAN 11/10/95 REL B. MORGAN 1/18/96

AMP Incorporated Harrisburg, PA 17105-3608

NAME END FEED HDM APPLICATOR — MACHINE REF MINI APPL

SCALE – D DWG NO 680220 SHEET 1 OF 1 REV B

CAGE CODE 00779 — CUSTOMER AND ASSEMBLY DRAWING — RESTRICTED TO –

THIS DRAWING IS A CONTROLLED DOCUMENT

RELEASED FOR PUBLICATION MAR17,1998

THIS DRAWING IS UNPUBLISHED. © COPYRIGHT 1998 BY AMP INCORPORATED. ALL INTERNATIONAL RIGHTS RESERVED.