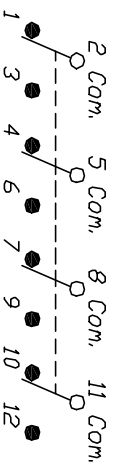
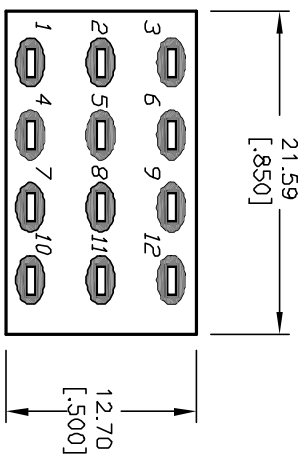
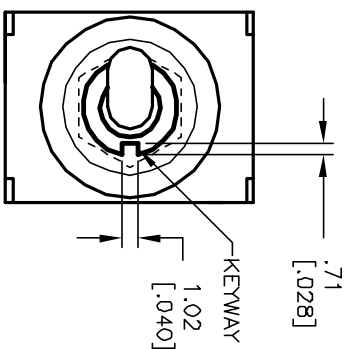


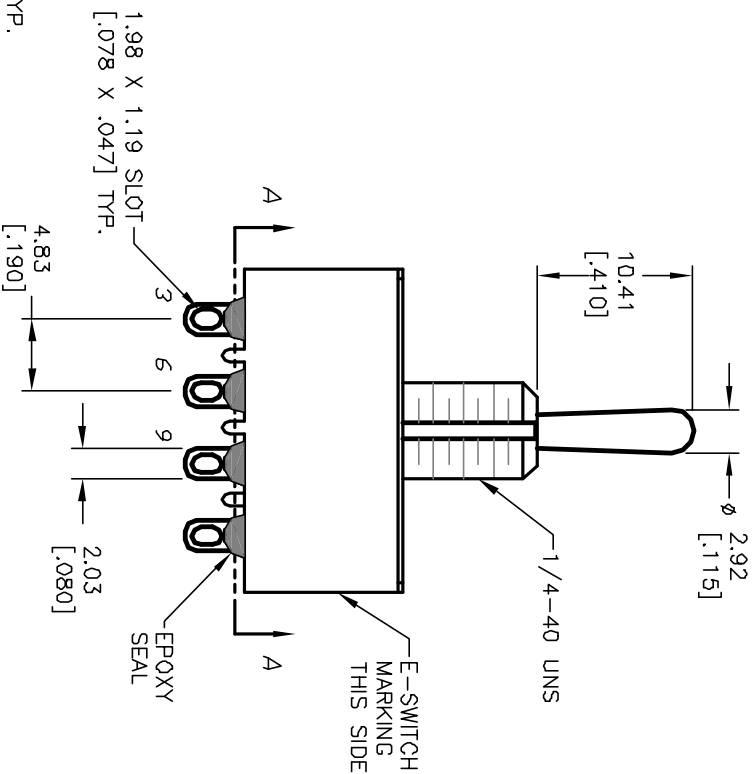
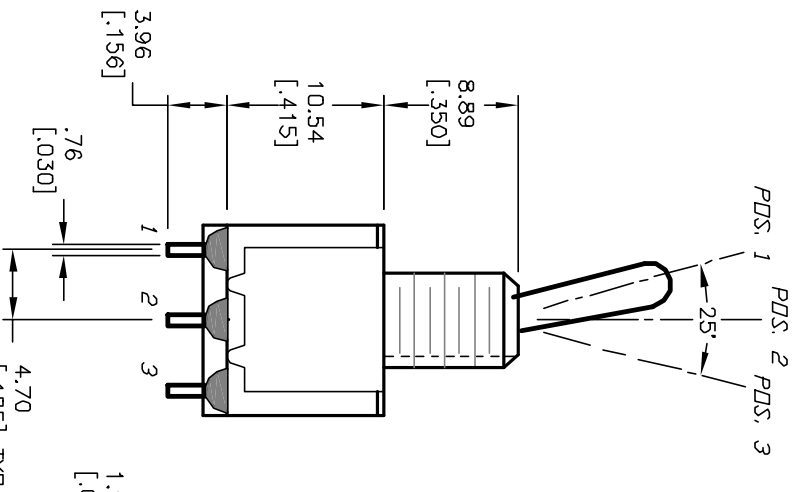
SWITCH FUNCTION		
PDS: 1	PDS: 2	PDS: 3
2-3,5-6 8-9,11-12	DPEN	2-1,5-4 8-7,11-10



CIRCUIT: 4PDT

NOTES:

1. ALL DIMENSIONS IN MM [INCH]
2. GENERAL TOLERANCE: X.X=±0.4 X.XX=±0.25
3. TERMINAL NUMBERS FOR REF ONLY
4. RATING: 0.4VA @20V AC/DC max.
5. CONTACT & TERM MATERIAL:  
Copper Alloy w/Gold plate over Nickel plate.
6. ELECTRIC LIFE: 50,000 make-and-break cycles at full load.
7. INSULATION RESISTANCE: 1,000 Mega-ohm min.
8. DIELECTRIC STRENGTH: 1,000 V RMS @sea level.
9. OPERATING TEMP.: -30°C to 85°C



**E-SWITCH®**

REV. B	12460	REVISED NOTES	10/3/02	CJB	TITLE	SCALE	DATE	DR	DWG	REV
ECN NO.		DESCRIPTION	DATE	CHKD	100 4P-1 T1 B1 M1 R E (GOLD CONTACTS)	2:1	10/3/02	CJB	T141018	B
<p>THE INFORMATION CONTAINED IN THIS DOCUMENT IS PREPARED FOR E-SWITCH AND IS NOT TO BE COPIED OR TRANSMITTED</p>										