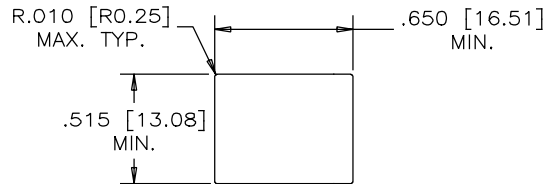
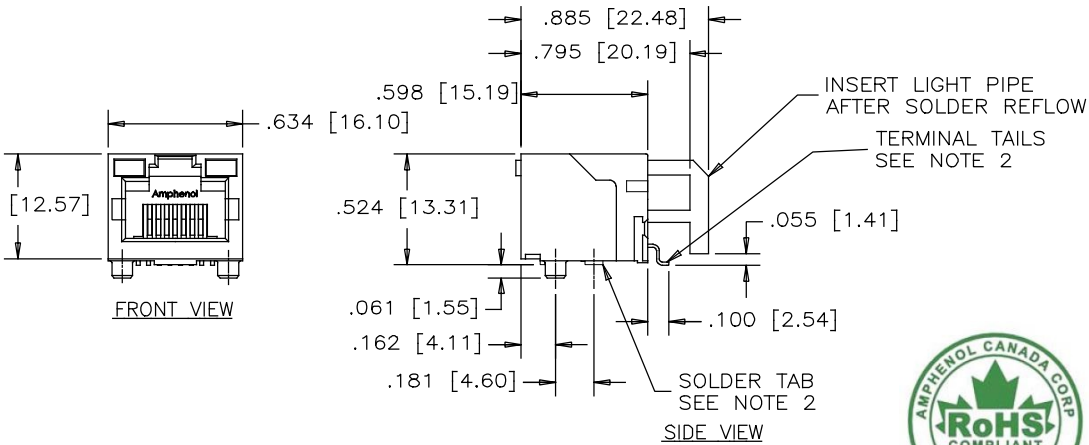


TOP VIEW

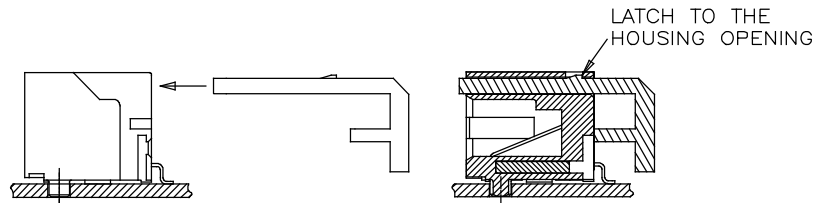


RECOMMENDED PANEL CUTOUT



FRONT VIEW

SIDE VIEW



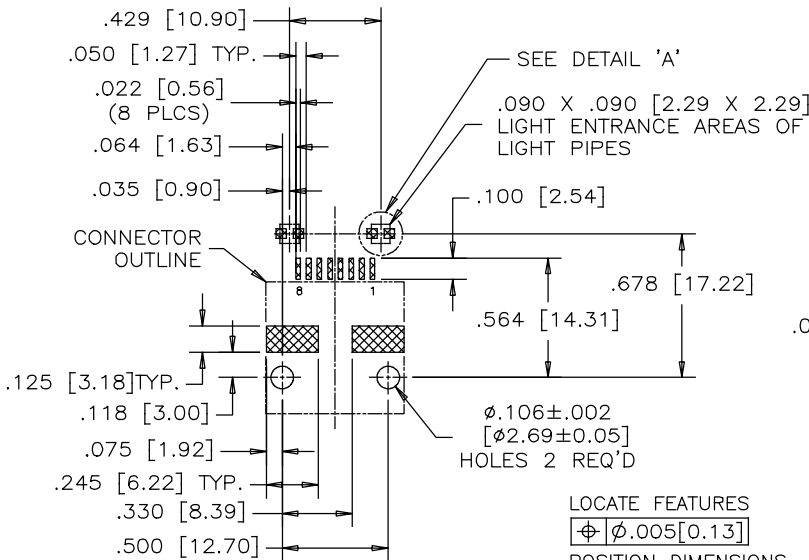
AFTER SOLDER REFLOW, LOAD LIGHT PIPE THROUGH THE CONNECTOR REAR ACCESS IN THE DIRECTION AS SHOWN



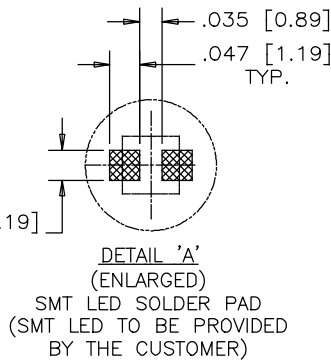
1. MATERIALS:
 PLASTIC HOUSING: ENGINEERING THERMOPLASTIC
 FLAMMABILITY RATING UL 94V-0
- CONTACTS:
 PHOSPHOR BRONZE
 PLATING: 20 μ" [0.508 MICRONS]
 MIN. GOLD ON MATING SURFACES.
 50 μ" [1.27 MICRONS]
 MIN. NICKEL UNDERPLATE.
 100 μ" [2.54 MICRONS]
 MIN. TIN-LEAD ON CONTACT TAILS.

LIGHT PIPE: CLEAR POLYCARBONATE
 FLAMMABILITY RATING UL 94V-0

2. COPLANARITY SPECIFICATION:
 WITH THE MODULAR JACK SITTING ON A LEVEL SURFACE, THE MAXIMUM GAP BETWEEN THE LEVEL SURFACE AND ALL TERMINAL TAILS AND BOTH FITTING NAILS IS .004 [0.10].



RECOMMENDED P.C.B. LAYOUT
 (COMPONENT SIDE OF BOARD)



LOCATE FEATURES
 $\phi .005 [0.13]$
 POSITION DIMENSIONS ARE BASIC

PART NUMBER: RJ SSE-5081

MATERIAL	DRAWN <i>Huilan Wang</i>	DATE Jun 20.08	Amphenol Canada Corp.
	DESIGNED <i>MT Chen</i>	Jun 20.08	
FINISH	CHECKED <i>L.Chan</i>	Jun 20.08	TITLE SURFACE MOUNT, RJ45 8 POSITION 8 CONTACTS, UNSHIELDED, WITH LIGHT PIPES, TRAY PACKAGING-RoHS COMPLIANT
	I. E. APPRD.		
	Q. A. APPRD.		DWG. APPRD.
	ENG. REL. NO.		DWG. DRAWING NO.
	REF.		P-RJSSE-5081
	DIMENSIONS ARE IN INCHES [mm]	CODE ID. NO. 03554	REV. B
			SCALE NTS WT. _____ SURF. _____ SHEET 1 OF 1

THIS DOCUMENT CONTAINS PROPRIETARY INFORMATION AND SUCH INFORMATION MAY NOT BE DISCLOSED TO OTHERS FOR ANY PURPOSE OR USED FOR MANUFACTURING PURPOSES WITHOUT WRITTEN PERMISSION FROM AMPHENOL CANADA CORP.