

Bus system cable - SAC-4P-M 8MR/ 0,3-950/M 8FR - 1550960

Please be informed that the data shown in this PDF Document is generated from our Online Catalog. Please find the complete data in the user's documentation. Our General Terms of Use for Downloads are valid (<http://download.phoenixcontact.com>)



Bus system cable, INTERBUS, INTERBUS, 4-position, PUR halogen-free, Black RAL 9005, shielded, Plug angled M8, on Socket angled M8, Cable length: 0.3 m

Product Features

- System cable for supply voltage and bus signal
- Power cable for actuator voltage



Key commercial data

| | |
|--------------------------------------|----------|
| Packing unit | 1 1 |
| Weight per Piece (excluding packing) | 61.9 GRM |
| Custom tariff number | 85444290 |
| Country of origin | Poland |

Technical data

Dimensions

| | |
|-----------------|-------|
| Length of cable | 0.3 m |
|-----------------|-------|

Ambient conditions

| | |
|---------------------------------|----------------------------------|
| Ambient temperature (operation) | -25 °C ... 90 °C (Plug / socket) |
| Degree of protection | IP65 |
| | IP67 |

General

| | |
|-----------------------|--------------|
| Rated current at 40°C | 4 A |
| Rated voltage | 30 V |
| Number of positions | 4 |
| Contact resistance | ≤ 5 mΩ |
| Insulation resistance | ≥ 100 MΩ |
| Coding | A - standard |

Bus system cable - SAC-4P-M 8MR/ 0,3-950/M 8FR - 1550960

Technical data

General

| | |
|------------------------|------------------------|
| Signal type/category | INTERBUS |
| Status display | No |
| Surge voltage category | II |
| Pollution degree | 3 |
| Test voltage | 800 V |
| Torque | 0.2 Nm (M8 connectors) |

Material

| | |
|---|---|
| Inflammability class according to UL 94 | HB |
| Contact material | CuSn |
| Contact surface material | Ni/Au |
| Contact carrier material | TPU GF |
| Material of grip body | TPU, hardly inflammable, self-extinguishing |
| Material, knurls | Zinc die-cast, nickel-plated |
| Sealing material | NBR |

Pin assignment

| | |
|--|--|
| Position = wire color (signal) = position (optional) | 1 (Plug) = RD (0.34 mm ²) = 1 (Socket) |
| | 3 (Plug) = BU (0.34 mm ²) = 3 (Socket) |
| | 2 (Plug) = YE (0.14 mm ²) = 2 (Socket) |
| | 4 (Plug) = GN (0.14 mm ²) = 4 (Socket) |

Cable

| | |
|-------------------------------------|--|
| Cable type | INTERBUS |
| Cable type (abbreviation) | 950 |
| UL AWM style | 20963 (80°C/30 V) |
| Conductor cross section | 2x 0.14 mm ² (signal line) |
| | 2x 0.34 mm ² (Power supply) |
| | 1x 0.38 mm ² (Drain wire) |
| AWG signal line | 26 |
| AWG power supply | 22 |
| Conductor structure signal line | 19x 0.10 mm |
| Conductor structure, voltage supply | 19x 0.15 mm |
| Core diameter including insulation | 0.97 mm (signal line) |
| | 1.25 mm (Power supply) |
| Thickness, insulation | 0.24 mm (Conductor insulation, signal line) |
| | 0.25 mm (Conductor insulation, voltage supply) |
| Wire colors | red-blue, green-yellow |
| Twisted pairs | 2 cores to the pair |

Bus system cable - SAC-4P-M 8MR/ 0,3-950/M 8FR - 1550960

Technical data

Cable

| | |
|---|---|
| Type of pair shielding | Aluminum-lined polyester foil |
| Overall twist | 2 pairs around a drain wire in the center to the core |
| Shielding | Tinned copper braided shield |
| Optical shield covering | 85 % |
| External sheath, color | Black RAL 9005 |
| Outer sheath thickness | approx. 0.75 mm |
| External cable diameter D | 5.2 mm ± 0.2 mm |
| Smallest bending radius, fixed installation | 26 mm |
| Smallest bending radius, movable installation | 37 mm |
| Number of bending cycles | 1000000 |
| Bending radius | 110 mm |
| Traversing path | 6 m |
| Traversing rate | 4 m/s |
| Acceleration | 4 m/s ² |
| Cable weight | 41 kg/km |
| Outer sheath, material | PUR |
| Material conductor insulation | PP |
| Conductor material | Tin-plated Cu litz wires |
| Insulation resistance | ≥ 20 MΩ*km |
| Conductor resistance | ≤ 155 Ω/km (signal line) |
| | ≤ 58 Ω/km (Power supply) |
| Nominal voltage, cable | ≤ 100 V |
| Test voltage Core/Core | 1000 V |
| Test voltage Core/Shield | 1000 V |
| Ambient temperature (operation) | -40 °C ... 80 °C (cable, fixed installation) |
| | -40 °C ... 80 °C (cable, flexible installation) |

Classifications

eCl@ss

| | |
|------------|----------|
| eCl@ss 4.0 | 27060306 |
| eCl@ss 4.1 | 27060306 |
| eCl@ss 5.0 | 27061801 |
| eCl@ss 5.1 | 27061801 |
| eCl@ss 6.0 | 27279218 |
| eCl@ss 7.0 | 27279218 |
| eCl@ss 8.0 | 27279218 |

Bus system cable - SAC-4P-M 8MR/ 0,3-950/M 8FR - 1550960

Classifications

ETIM

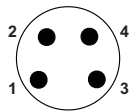
| | |
|----------|----------|
| ETIM 3.0 | EC001855 |
| ETIM 4.0 | EC001855 |
| ETIM 5.0 | EC001855 |

UNSPSC

| | |
|---------------|----------|
| UNSPSC 6.01 | 31251501 |
| UNSPSC 7.0901 | 31251501 |
| UNSPSC 11 | 31251501 |
| UNSPSC 12.01 | 31251501 |
| UNSPSC 13.2 | 31251501 |

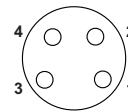
Drawings

Schematic diagram



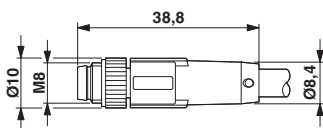
Pin assignment M8 plug, 4-pos., view male side

Schematic diagram



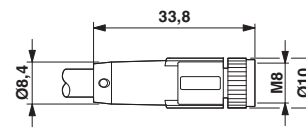
Pin assignment M8 socket, 4-pos., view female side

Dimensioned drawing



Plug M8 x 1, angled, shielded


Dimensioned drawing



Socket M8 x 1, angled, shielded

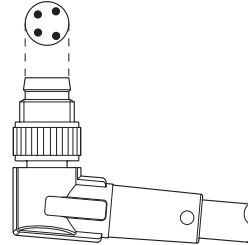
Bus system cable - SAC-4P-M 8MR/ 0,3-950/M 8FR - 1550960

Circuit diagram



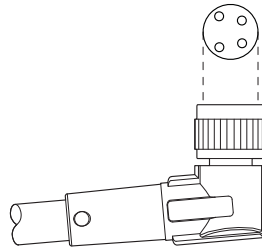
Contact assignment of M8 plugs/sockets

Schematic diagram



Layout of connector pin assignments

Schematic diagram



Layout of connector pin assignments