

Device connector, front mounting - ST-6EP1N8AWQ00S - 1613570

Please be informed that the data shown in this PDF Document is generated from our Online Catalog. Please find the complete data in the user's documentation. Our General Terms of Use for Downloads are valid (<http://download.phoenixcontact.com>)



Device connector, front mounting, straight, SPEEDCON locking, M17, Number of positions: 6+PE, Type of contact: Male connector, Crimp connection, Axial O-ring, 4xØ2,7, Shielded: Yes, Flange dimensions: 21.6 mm x 21.6 mm

The figure shows the 4-pos. (3+PE) product version



Key commercial data

Packing unit	1 1
Weight per Piece (excluding packing)	25.76 GRM
Custom tariff number	85366990
Country of origin	Germany

Technical data

General

Note	Order information Order crimp contacts Ø 1 mm separately
Type of locking	SPEEDCON locking
Direction of rotation of contact chamber numbering	Standard
Coding	N
Contact connection method	Crimp connection
Type of contacts	Male connector
Number of positions	7
Contact diameter of power contacts	1 mm
Nominal current per power contact at 25°C	14 A
Contact diameter of signal contacts	1 mm
Mounting type	4xØ2,7

Ambient conditions

Ambient temperature	-20 °C ... 125 °C
Degree of protection	IP67

Device connector, front mounting - ST-6EP1N8AWQ00S - 1613570

Technical data

Material

Housing material	Turned parts: copper zinc alloy (CuZn), die-cast parts: zinc (GD-Zn)
Insulator material	PA 66
Gasket and O-ring material	FPM

Specifications according to DIN EN 61984:2001

Installation height max.	3000 m
Nominal / operating voltage of power contacts	630 V
Rated surge voltage of power contacts	6 kV
Surge voltage category of power contacts	III
Pollution degree of power contacts	3

Classifications

eCl@ss

eCl@ss 4.0	272607xx
eCl@ss 4.1	27260701
eCl@ss 5.0	27260701
eCl@ss 5.1	27260701
eCl@ss 6.0	27260708
eCl@ss 7.0	27440312
eCl@ss 8.0	27440312

ETIM

ETIM 3.0	EC001121
ETIM 4.0	EC001121
ETIM 5.0	EC002635

UNSPSC

UNSPSC 6.01	43172015
UNSPSC 7.0901	43201404
UNSPSC 11	43172015
UNSPSC 12.01	43201404
UNSPSC 13.2	43201404

Approvals

Approvals

Device connector, front mounting - ST-6EP1N8AWQ00S - 1613570

Approvals

Approvals

GOST

Ex Approvals

Approvals submitted

Approval details



Accessories

Accessories

Crimp contact

Crimp contact - ST-10KP010 - 1618255



Crimp contact, turned, Single contact, Contact diameter: 1 mm, Crimp range: 0.06 mm²...0.25 mm²

Crimp contact - ST-10KP020 - 1618256



Crimp contact, turned, Single contact, Contact diameter: 1 mm, Crimp range: 0.35 mm²...0.5 mm²

Device connector, front mounting - ST-6EP1N8AWQ00S - 1613570

Accessories

Crimp contact - ST-10KP030 - 1618261



Crimp contact, turned, Single contact, Contact diameter: 1 mm, Crimp range: 0.5 mm²...1 mm²

Crimp contact - SF-10KP320 - 1615961



Crimp contact, Rolled, Taped articles, Contact diameter: 1 mm, Crimp range: 0.06 mm²...0.25 mm²

Crimp contact - SF-10KP350 - 1615963



Crimp contact, Rolled, Taped articles, Contact diameter: 1 mm, Crimp range: 0.2 mm²...0.56 mm²

Crimp contact - SF-10KP330 - 1615962



Crimp contact, Rolled, Taped articles, Contact diameter: 1 mm, Crimp range: 0.06 mm²...0.25 mm²

Crimp contact - SF-10KP360 - 1615964



Crimp contact, Rolled, Taped articles, Contact diameter: 1 mm, Crimp range: 0.2 mm²...0.56 mm²

Protective cover

Device connector, front mounting - ST-6EP1N8AWQ00S - 1613570

Accessories

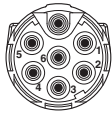
Plastic dust protection cap - ST-Z0006 - 1607776



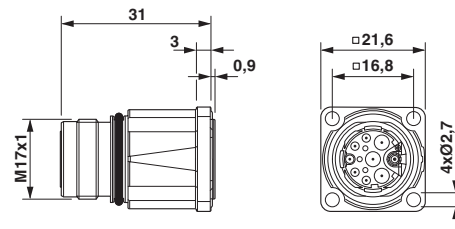
Plastic dust protection cap

Drawings

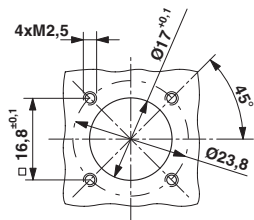
Schematic diagram



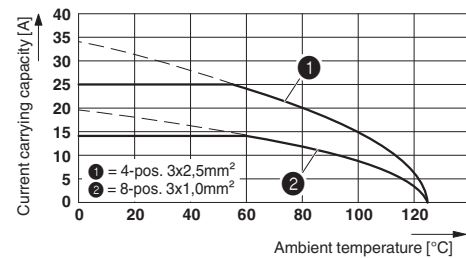
Dimensioned drawing



Schematic diagram



Diagram



Diagram

