


Data Sheet

RP025xxIBWC

Illustration



see enlarged drawing at the end of the document

Product specification

- screw type terminal block, pluggable
- centerline 5.00 mm, direction of connection 90°
- wire protector, fittable without loss of poles
- color black
- wire entry perpendicular to plug direction, lamella

© 2017 METZ CONNECT - Technische Änderungen vorbehalten! Subject to modifications! Sous réserve de modifications techniques!



Data Sheet

RP025xxIBWC

Page 2/5

P/N

310071xx

xx=number of poles

2017/05/04

Technical Data



General Data

Tightening torque SEV	0.5 Nm		
Tightening torque UL	7 lb-in		
min. number of poles	2		
max. number of poles	24		
Insulating material class	CTI 600		
clearance/creepage dist.	2.3 mm		
protection category	IP 20		
Overvoltage category	III	III	II
Pollution degree	3	2	2
Rated voltage	100.0 V	320.0 V	320.0 V
Rated test voltage	2.5 kV	2.5 kV	2.5 kV

Connection data

Rated wiring solid wire	0.33 - 2.5 mm ² / AWG 22 - 12		
Rated wiring stranded wire	0.33 - 2.5 mm ² / AWG 22 - 12		

Approvals

extended wiring UL	Wire range extended to No. 30 AWG for factory-wiring. Two same size wires No. 22-16 AWG Cu, Sol/Str for field-wiring; No. 30-16 AWG Cu Sol/Str factory-wiring.		
 V / A / AWG	300 / 15 / 22 - 12		
	10 A / 250 V / 2.5 kV / 3 / IEC 61984 / 0.33 - 2.5 mm ²		

Material

insulating material	PA66		
flammability class	V0		
contact material	CuBe		
Glow-Wire Flammability GWFI	960		
Glow-Wire Flammability GWIT	775		
contact surface	Ni + Ag		
terminal body material	CuZn		
terminal body surface	Cu + Ni		



Data Sheet

RP025xxIBWC

Page 3/5

P/N

310071xx

xx=number of poles

2017/05/04

screw surface	Zn Cr(VI)-frei/free
wire protector material	CuSn
wire protector surface	Sn
screw thread	M3

Climatic properties

upper limit temperature	105 °C
lower limit temperature	-40 °C

General

Tolerance	ISO 2768 -mH
-----------	--------------



Data Sheet

RP025xxIBWC

Page 4/5

P/N

310071xx

xx=number of poles

2017/05/04

Matching Part

P/N	Product name
310171	PR015xxVBHC Typ 017
310271	PR015xxVBVC Typ 027
310391	PT055xxHBHC Typ 039
310411	PT065xxVBEN Typ 041
310421	PT065xxVBVN Type 042
314171	PM035xxVBHC Typ 417

Accessories

P/N	Product name
710084	710084
710085	710085
710121-2	710121
710122-2	710122
716846	716846

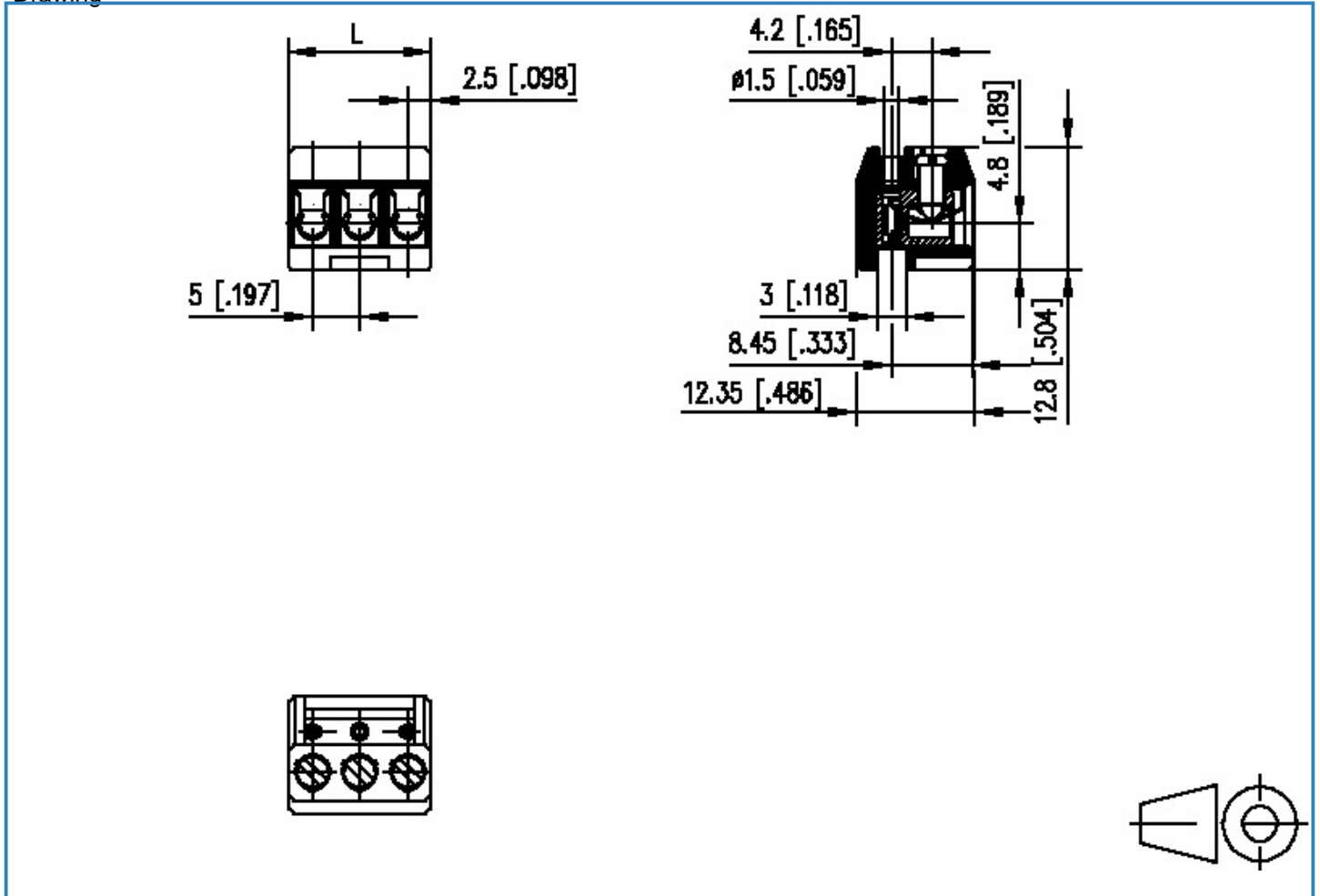


Data Sheet

RP025xxIBWC

Illustration

Drawing



$$L = (\text{pole size} - 1) \times \text{centerline} + 5 [0.197]$$