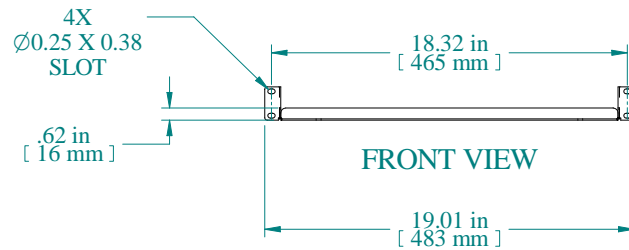
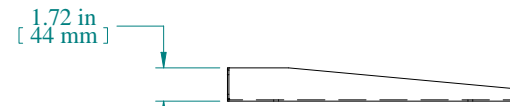


TOP VIEW



FRONT VIEW



SIDE VIEW


PART NUMBERS

RASU190115BK1 | PAINTED BLACK TEXTURED

NOTES

Maximum Weight 40 lb
Mounting Hardware not Supplied with Shelf

Data subject to change without notice. Isometric drawing not to scale.



**HAMMOND
MANUFACTURING™**

www.hammondmfg.com

PART NO. RASU190115