D1RFRD006

REVISION RECORD				
REV	ECO	DESCRIPTION	DRFT	CHKD

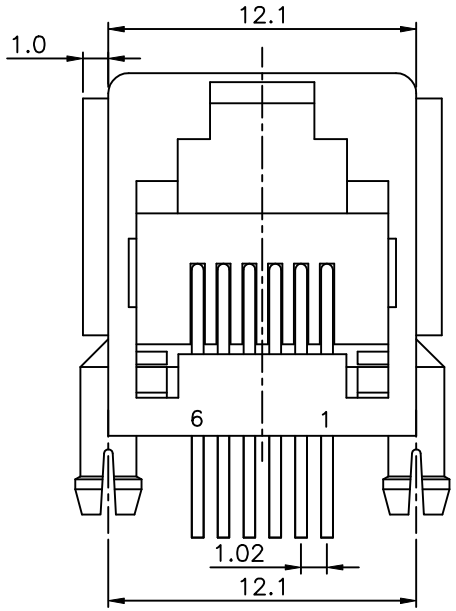

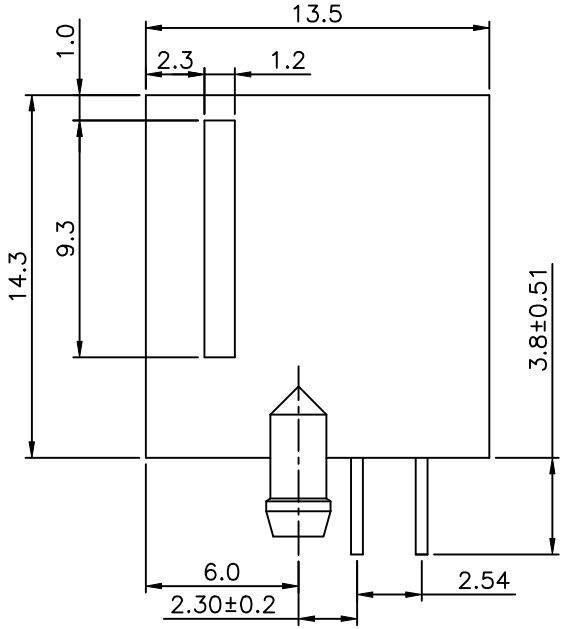

NOTES:

ELECTRICAL:

1. VOLTAGE RATING : 125 VAC RMS.
2. CURRENT RATING : 1.5 AMP.
3. CONTACT RESISTANCE : 30 MILLIOHMS MAX.
4. INSULATION RESISTANCE: 1000 MEGOHMS MIN @ 500 VDC.
5. DIELECTRIC STRENGTH : 1000 VAC RMS 60Hz, 1MIN.

MECHANICAL:

1. HOUSING MATERIAL : FR52 GY UL 94V-0.
2. CONTACT MATERIAL : PHOSPHOR BRONZE ø0.46mm.
3. PLATING : GOLD PLATING OVER NICKEL.
4. OPERATING LIFE : 750 CYCLES MIN.
5. PCB RETENTION PRE-SOLDER : 1 LB MIN.
6. PCB RETENTION POST-SOLDER: 10 LBS MIN.

ENVIRONMENTAL:

1. STORAGE : -40°C TO +85°C.
2. OPERATION: 0°C TO 70°C.
3. WAVE SOLDERING TEMPERATURE:255°C~265°C(5~10 SECONDS).

MATES WITH MODULAR PLUG CONFORMING TO FCC PART 68, SUBPART F.

CUL FILE NO. E163191

ROHS PART NUMBER: E556X-20LUNX-L

NO. OF CONTACT
2-2 CONTACTS
4-4 CONTACTS
6-6 CONTACTS

1- 3u" 2- 6u" 3-15u"
4-30u" 5-50u" 6-Pd20u"

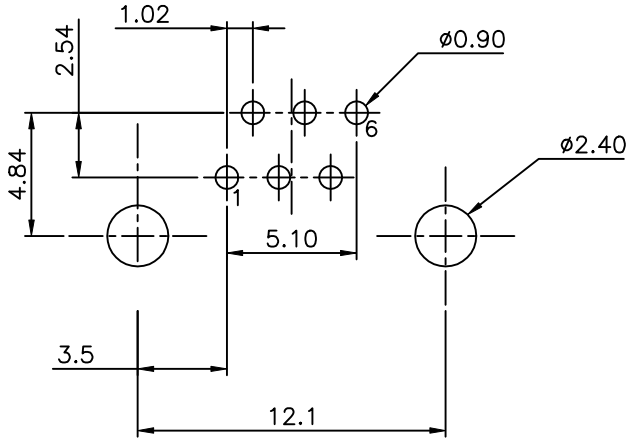

PC Board Layout Component Side Shown

MM (INCH)	DFTO JAMY	DATE 1/19/'06	FULL RISE ELECTRONIC CO., LTD
TOLERANCES EXCEPT AS NOTED	CHKD YICAN	DATE2006/1/19	
MM .0 ±0.10 ± .00 ±0.05 ± .000 ±0.005 ±	MFO	DATE	TITLE
	APPVL LUSHENG	DATE2006/1/19	MINI L/P SIDE ENTRY PCB JACK 6P
ANGLES ± 0.01°	MATERIAL :		DRAWING NO. GE553077-LA / PART NO. SEE NOTE
	QT'Y :		SIZE A3 REV 0
THIRD ANGLE PROJECTION	FINISH :		
DETACHED LISTS	SCALE : 4:1		DO NOT SCALE DRAWING SHEET X OF Y