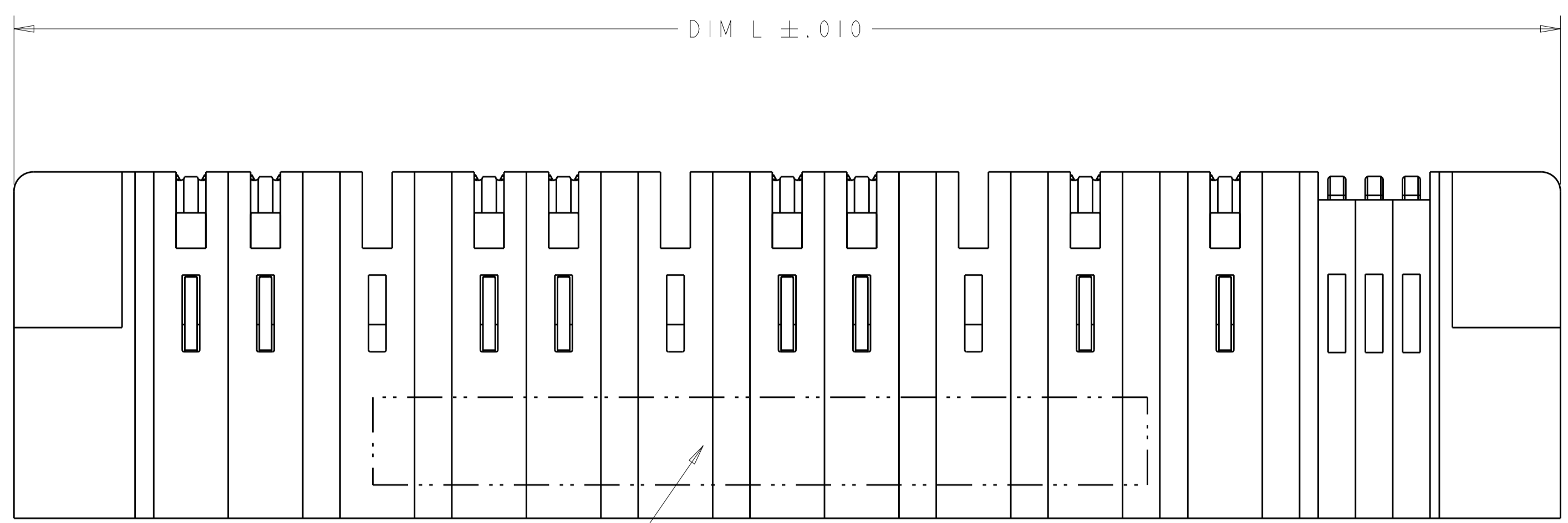
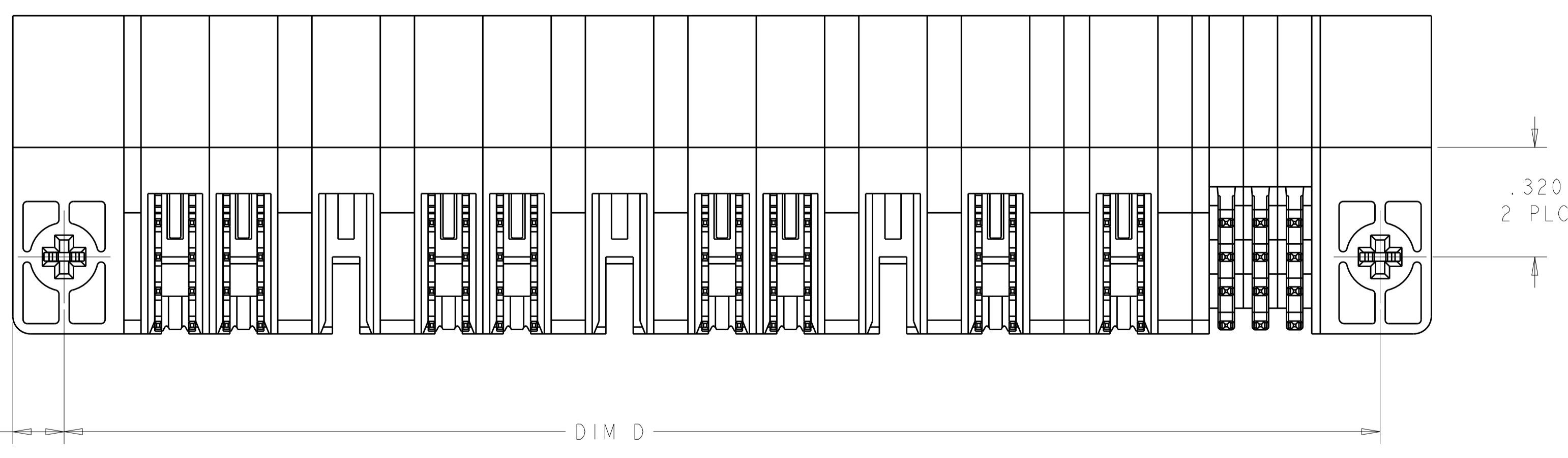
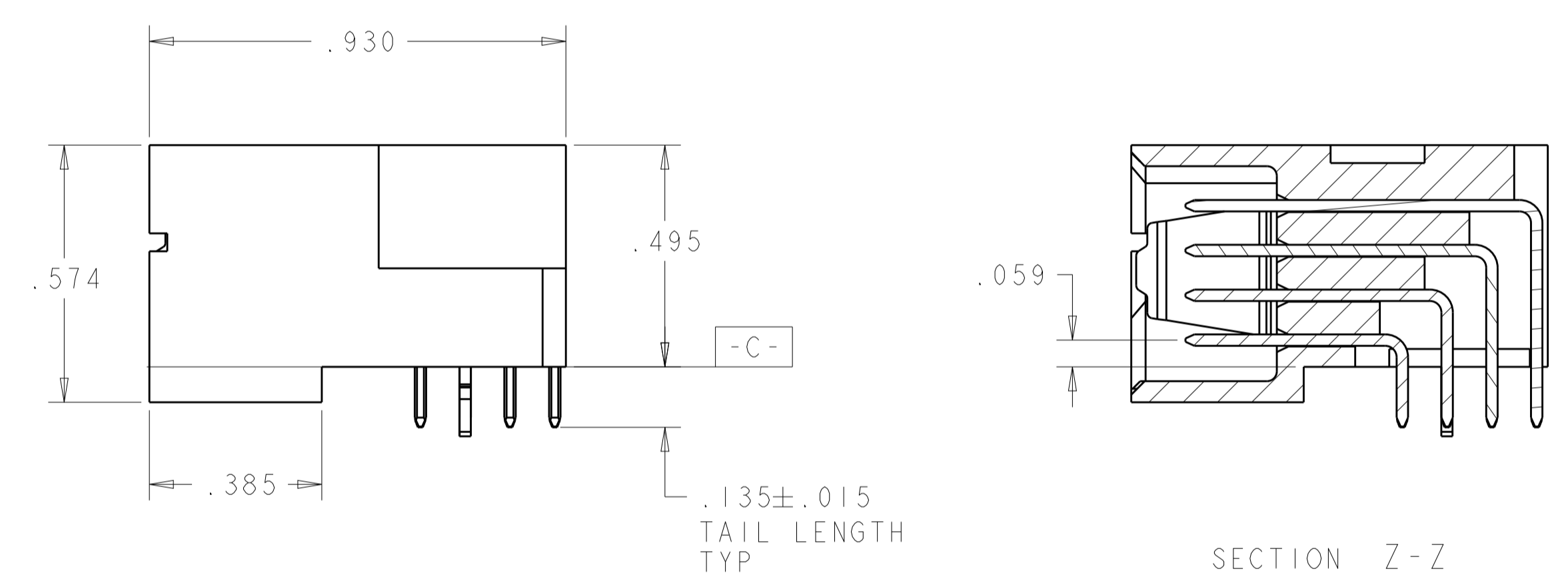
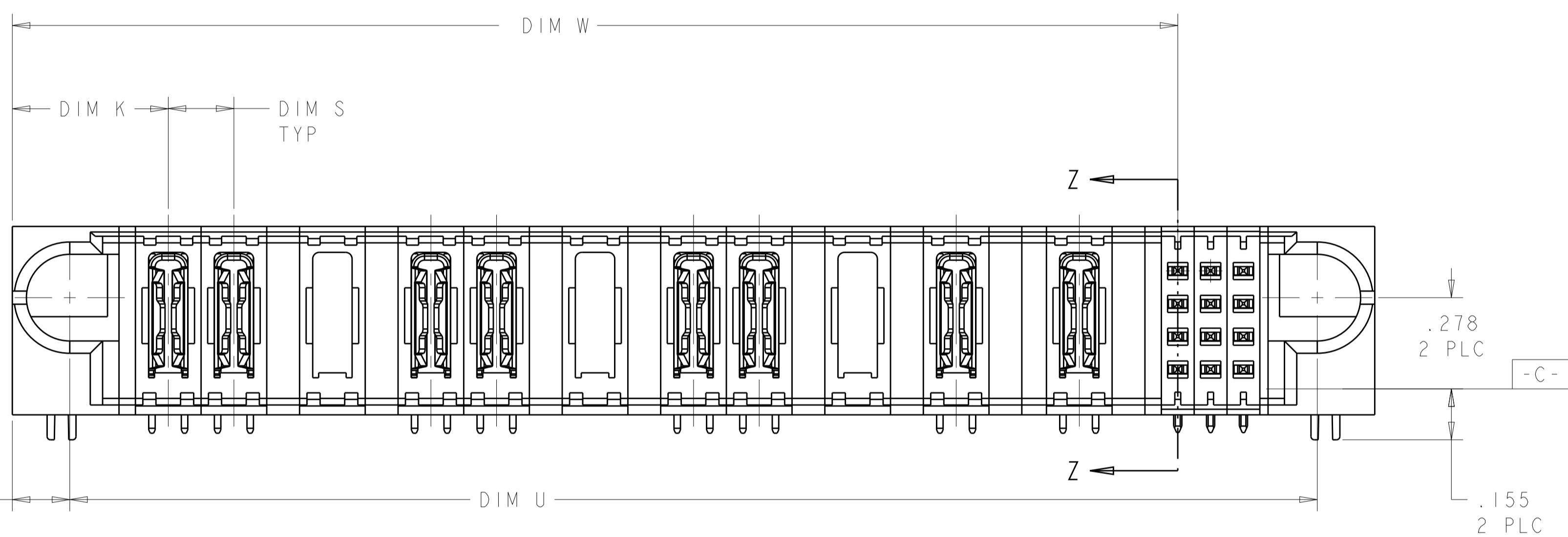


LOC	DIST	REVISIONS					
		P	LTN	DESCRIPTION	DATE	DWN	APVD
ES	00	B1		REV PER ECR-13-004638	20MAR2013	ML	SZ



- 1 PART NUMBER, AND DATE CODE MARKED IN AREA SHOWN.
- 2 MATERIAL:
HOUSING - GLASS FILLED HIGH TEMP THERMO PLASTIC, UL94 V-0
SIGNAL CONTACT - COPPER ALLOY
POWER CONTACT - HIGH CONDUCTIVITY COPPER ALLOY
- 3 CONTACT PLATING: NOBLE METAL PLATING ON CONTACT FUNCTIONAL AREA OF SIGNAL AND POWER CONTACTS.
- 4 MECHANICAL CONNECTOR KEEP OUT ZONE.
- 5 DATUM AND BASIC DIMENSIONS ESTABLISHED BY CUSTOMER.
- 6 PCB - ALL HOLE DIAMETERS ARE FINISHED HOLE SIZES.
- 7 PCB - .0453±.0010 DRILLED HOLES PLATED WITH .0003 MIN Sn OVER .001 TO .003 Cu PLATING TO ACHIEVE A .040 HOLE.
- 8 VARIABLE DIMENSION SEE SHEET 2.



-	3.850	3.800	3.550	-	4.150	IIP + 12S	1892302-2
8	3.850	3.800	3.550	.475	4.150	IIP + 12S	1892302-1
DIM S	DIM D	DIM U	DIM W	DIM K	DIM L	DESCRIPTION	PART NUMBER

THIS DRAWING IS A CONTROLLED DOCUMENT.

DIMENSIONS: INCHES

TOLERANCES UNLESS OTHERWISE SPECIFIED:

0 PLC	±	
1 PLC	±0.1	
2 PLC	±0.02	
3 PLC	±linear.tol.	
4 PLC	±linear.tol.	.0020
ANGLES	±	114-13038

MATERIAL: - FINISH: -

Customer Drawing

DWN: C. ZHOU 08MAY2007
CHK: S. ZHAO 08MAY2007
APVD: S. YAO

NAME: -
PRODUCT SPEC: 108-1973
APPLICATION SPEC: -
SIZE: A1
CAGE CODE: 00779
DRAWING NO: 1892302

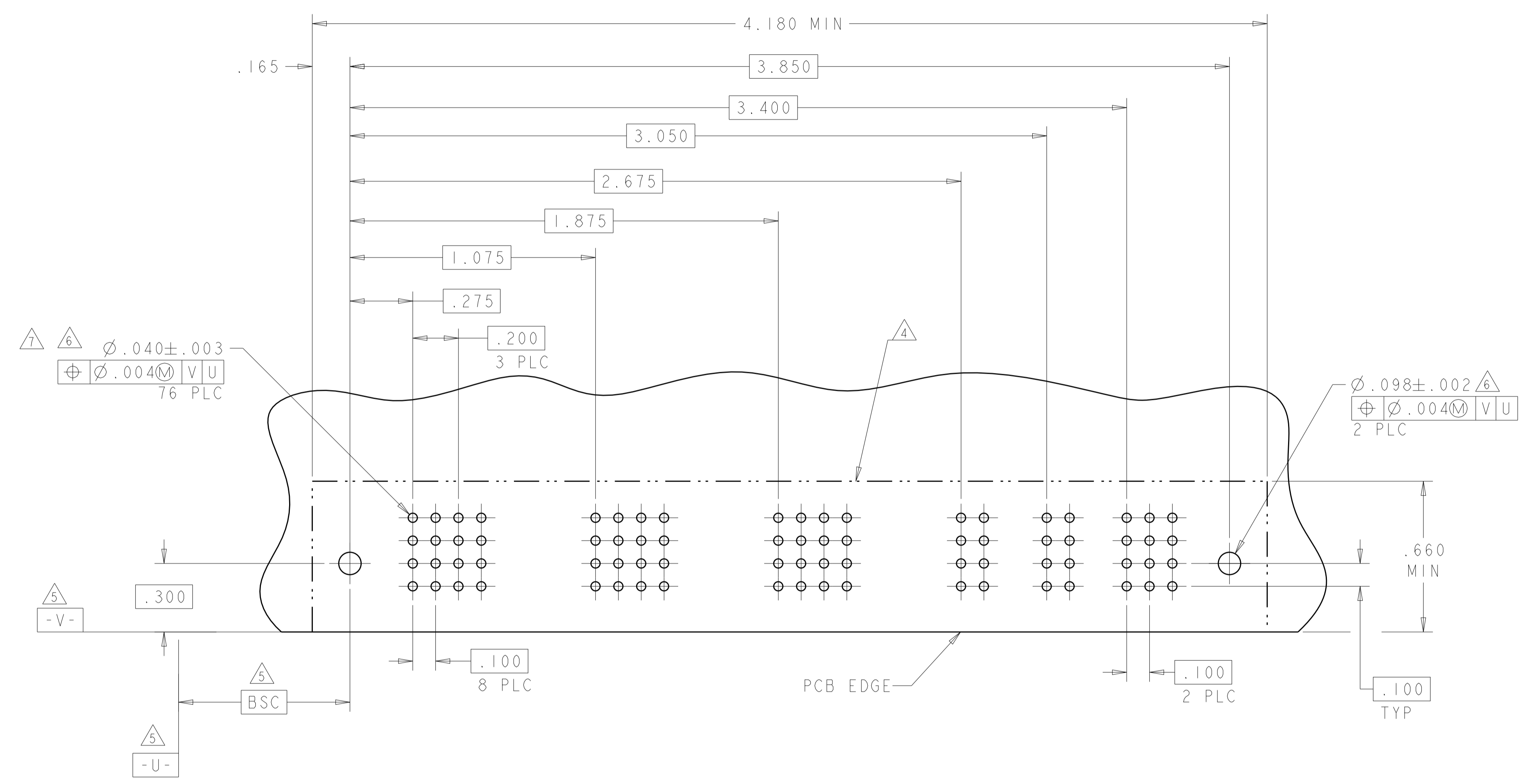
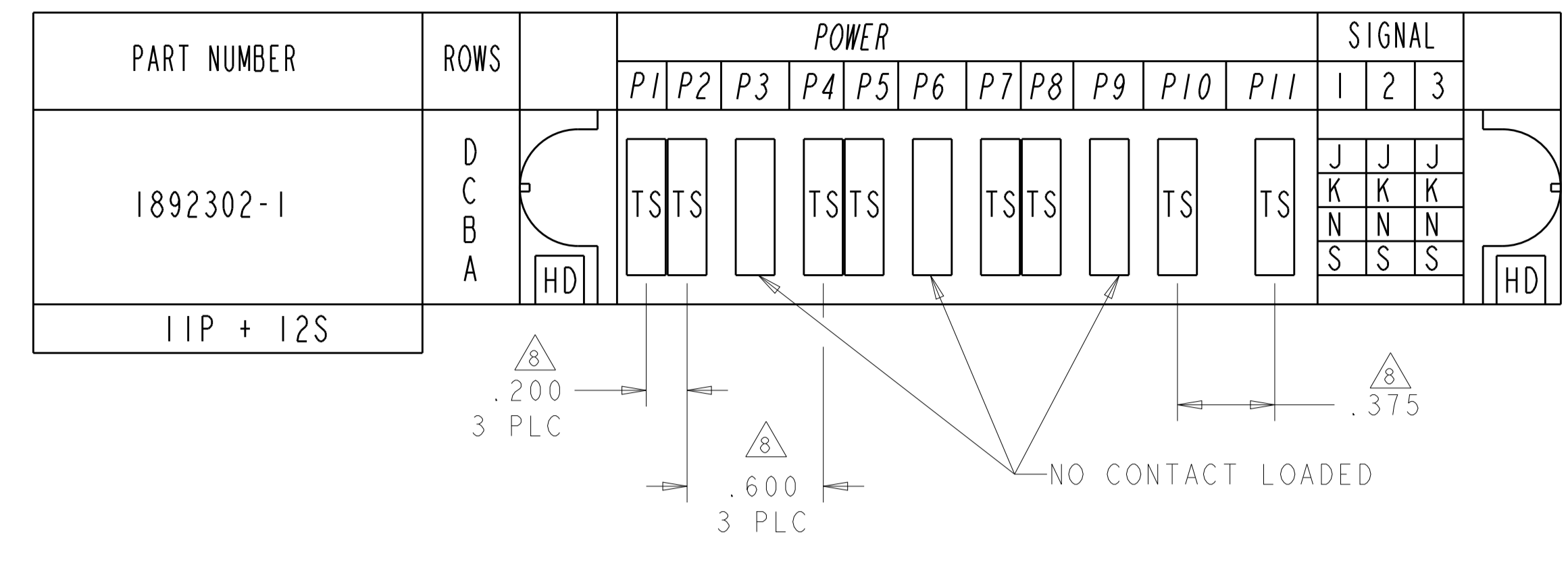
RESTRICTED TO: -

SCALE: 4:1 SHEET 1 OF 3 REV: B1

STE TE Connectivity

RIGHT ANGLE HEADER ASSEMBLY
DUAL BEAM POWER CONTACT
MULTI-BEAM XL

LOC	DIST	REVISIONS			
P	LTN	DESCRIPTION	DATE	DMN	APVD
-	-	SEE SHEET 1	-	-	-



CODE	DESCRIPTION	ROW
S	STD SIGNAL CONTACT	A
N	STD SIGNAL CONTACT	B
K	STD SIGNAL CONTACT	C
J	STD SIGNAL CONTACT	D
TS	STD POWER CONTACT (DUAL BEAM)	-

CONTACTS

THIS DRAWING IS A CONTROLLED DOCUMENT.

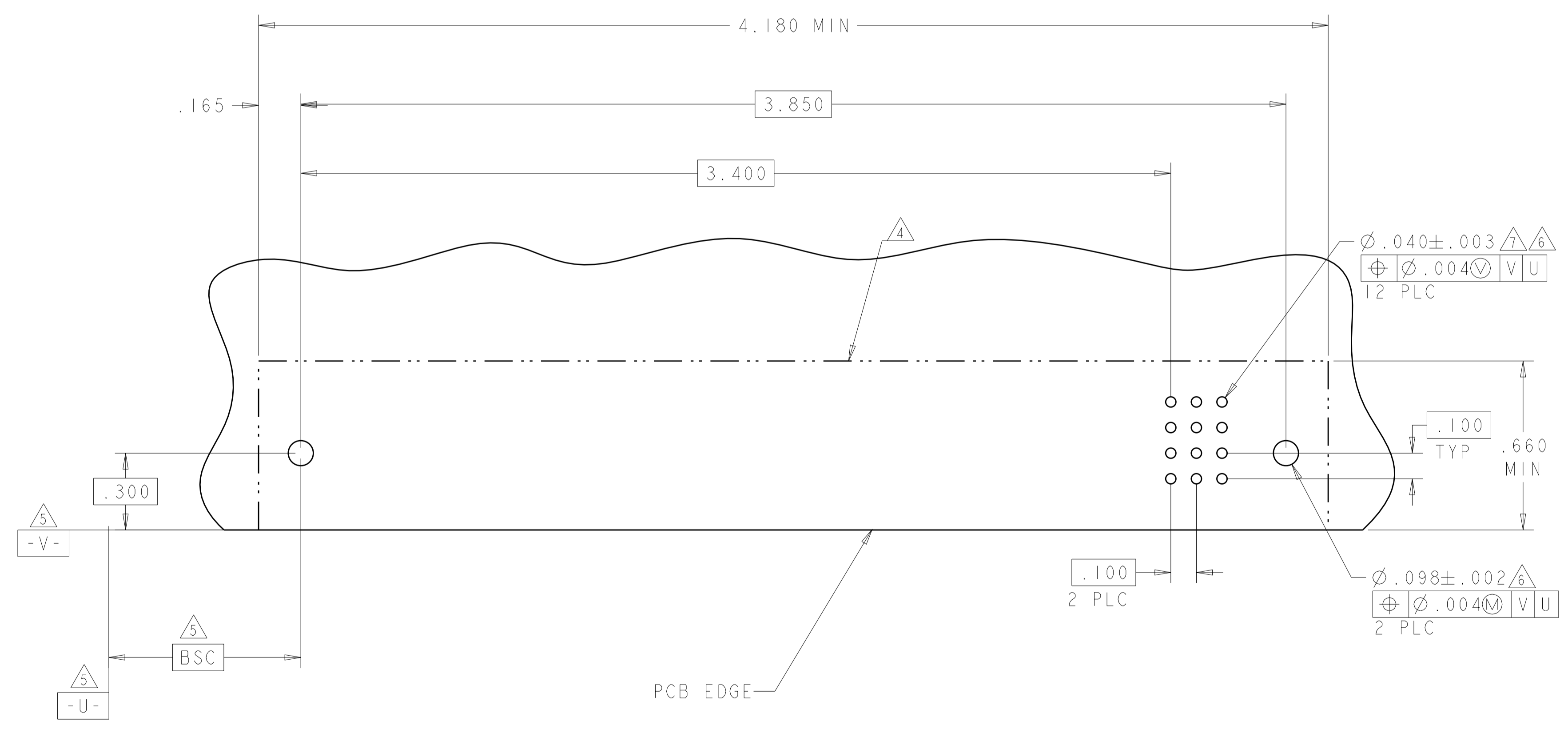
DIMENSIONS: INCHES	TOLERANCES UNLESS OTHERWISE SPECIFIED: 0 PLC ± 1 PLC ±0.1 2 PLC ±0.02 3 PLC ±linear tol. 4 PLC ±linear tol. ANGLES ±	OWN: C. ZHOU 08MAY2007 CHK: S. ZHAO 08MAY2007 APVD: S. YAO	NAME: RIGHT ANGLE HEADER ASSEMBLY DUAL BEAM POWER CONTACT MULTI-BEAM XL
MATERIAL	FINISH	PRODUCT SPEC: 108-1973 APPLICATION SPEC: 114-13038 WEIGHT	SIZE: A100779 CAGE CODE: 1892302

Customer Drawing SCALE 4:1 SHEET 2 OF 3 REV B1

LOC	DIST	REVISIONS			
P	LTN	DESCRIPTION	DATE	DMN	APVD
-	-	SEE SHEET 1	-	-	-

PART NUMBER	ROWS	POWER										SIGNAL			
		P1	P2	P3	P4	P5	P6	P7	P8	P9	P10	P11	1	2	3
1892302-2	D												J	J	J
	C											K	K	K	
	B											N	N	N	
	A		HD									S	S	S	
12S															

NO CONTACTS LOADED



THIS DRAWING IS A CONTROLLED DOCUMENT.		DMN C. ZHOU CHK S. ZHAO	08MAY2007 08MAY2007	TE Connectivity
DIMENSIONS: INCHES	TOLERANCES UNLESS OTHERWISE SPECIFIED:	APVD S. YAO	NAME -	
	0 PLC ± 1 PLC ±0.1 2 PLC ±0.02 3 PLC ±linear tol. 4 PLC ±linear tol. ANGLES ±	PRODUCT SPEC 108-1973	APPLICATION SPEC 114-13038	RIGHT ANGLE HEADER ASSEMBLY DUAL BEAM POWER CONTACT MULTI-BEAM XL
MATERIAL	FINISH	WEIGHT	SIZE A100779	CAGE CODE C=1892302
Customer Drawing		SCALE 4:1	SHEET 3	OF 3
			REV B1	