


WIRELESS PRODUCT SELECTOR GUIDE



SPRING 2012

www.silabs.com



Complete Family of Wireless Solutions

Single-chip ISM band transceivers, receivers and transmitters are highly integrated, low power, low cost solutions designed to support a wide range of wireless applications. Wireless MCUs is the industry's lowest power single-chip solution that combines an MCU solution with an integrated sub-GHz RF transceiver.



Robust Tools, Software and Support

Complete tools to help you throughout the entire project cycle. Wireless solutions include documentation, development hardware and software platforms to easily set up and configure and compile a project.



Perfect for Your Application

Optimized for power efficiency, the high performance, low power mixed-signal wireless family reduces system cost, improves reliability and enables new features for a variety of end equipment solutions

SPRING 2012

Solutions for industrial, communications, consumer and medical applications

www.silabs.com/wireless



SILICON LABS®

Wireless Products

REQUEST SAMPLES AND DOWNLOAD DOCUMENTATION AT www.silabs.com/wireless

EZRadio® Universal ISM Band RF ICs: www.silabs.com/ezradio

Fully integrated, low-power, low data rate, low cost transmitter, receiver and transceiver ICs

PART NUMBER	TYPE	MODULATION SCHEME (MAX KBPS)		FREQUENCY BANDS (MHz)				OUTPUT POWER MAX (dBm)		SUPPLY VOLTAGE (V)	SENSITIVITY (dBm)	PACKAGE
		FSK	OOK	315	434	868	915	868 MHz BAND	434 MHz BAND			
Si4010	MCU +TX	100	50	27 - 960				10		1.8-3.6	—	MSOP10/SOIC14
Si4012	TX	100	50	27 - 960				10		1.8-3.6	—	MSOP10/SOIC14
Si4311	RX	10	—	•	•					2.7-3.6	-104	QFN20
Si4313	RX	256	40	•	•	•	•			1.8-3.6	-118/-107	QFN20

EZRadioPRO® Radio with Enhanced Features: www.silabs.com/ezradiopro

Support continuous frequency tuning from 240 to 1050 MHz and output power up to +20 dBm

PART NUMBER	TYPE	MODULATION SCHEME (MAX KBPS)		FREQUENCY RANGE (MHz)	OUTPUT POWER RANGE (dBm)	SENSITIVITY (dBm)		RX CURRENT (mA)	TX CURRENT (mA)				PACKAGE
		FSK	OOK			(2.0 KBPS) (FSK)	(4.8 KBPS) (OOK)		0	+11	+13	20	
Si4030	TX	256	40	900-960	-8 to +13	—	—	—	18		30		QFN20
Si4031	TX	256	40	240-930	-8 to +13	—	—	—	18		30		QFN20
Si4032	TX	256	40	240-930	+1 to +20	—	—	—		35		85	QFN20
Si4060	TX	1000	120	142-1050 Major Bands	-40 to +13	—	—	—	18				QFN20
Si4063	TX	1000	120	142-1050 Major Bands	-20 to +20	—	—	—				85	QFN20
Si4330	RX	256	40	240-960	—	-121	-110	18.5 mA					QFN20
Si4362	RX	1000	120	142-1050 Major Bands	—	-124	-112	10/13 mA					QFN20
Si4430	TRX	256	40	900-960	-8 to +13	-12	-110	18.5 mA	18		30		QFN20
Si4431	TRX	256	40	240-930	-8 to +13	-121	-110	18.5 mA	18		30		QFN20
Si4432	TRX	256	40	240-930	+1 to +20	-121	-110	18.5 mA		35		85	QFN20
Si4460	TRX	1000	120	142-1050 Major Bands	+11	-124	-112	10/13 mA	18	25			QFN20
Si4461	TRX	1000	120	142-1050 Major Bands	+16	-124	-112	10/13 mA			31		QFN20
Si4463	TRX	1000	120	142-1050 Major Bands	+1 to +20	-124	-112	10/13 mA				85	QFN20
Si4464	TRX	1000	120	119-960	+1 to +20	-124	-112	10/13 mA				85	QFN20

Wireless MCUs: www.silabs.com/wirelessmcu

Industry's lowest power single-chip MCU with an integrated sub-GHz RF transceiver

PART NUMBER	FLASH MEMORY	MIPS (PEAK)	RAM (BYTES)	DIG. I/O	COMM.	FSK/GFSK (KBPS)	OOK (KBPS)	OUTPUT POWER (DBM)	2/4.8 KBPS SENSITIVITY	TX CURRENT (mA)			TIMERS (16-BIT)	PWM/PCA	INT OSC	ADC	COMP.	OTHER	PACKAGE	DEV KIT
										+11	+13	+20								
Si1000	64 kB	25	4352	22	I ² C, SPI, UART	256	40	+1 to +20	-121/-110			85	4	6	±2%	10-bit, 18-ch., 300 ksps	2	Temp Sensor, RTC, CRC, VREF	QFN42	Si1000DK
Si1002	64 kB	25	4352	22	I ² C, SPI, UART	256	40	-8 to +13	-121/-110	17	30		4	6	±2%	10-bit, 18-ch., 300 ksps	2	Temp Sensor, RTC, CRC, VREF	QFN42	Si1000DK
Si1004	64 kB	25	4352	19	I ² C, SPI, UART	256	40	-8 to +13	-121/-110	17	30		4	6	±2%	10-bit, 15-ch., 300 ksps	2	VREF, Temp Sensor, RTC, CRC, DC-DC	QFN42	Si1000DK
Si1001	32 kB	25	4352	22	I ² C, SPI, UART	256	40	+1 to +20	-121/-110			85	4	6	±2%	10-bit, 18-ch., 300 ksps	2	Temp Sensor, RTC, CRC, VREF	QFN42	Si1000DK
Si1003	32 kB	25	4352	22	I ² C, SPI, UART	256	40	-8 to +13	-121/-110	17	30		4	6	±2%	10-bit, 18-ch., 300 ksps	2	Temp Sensor, RTC, CRC, VREF	QFN42	Si1000DK
Si1005	32 kB	25	4352	19	I ² C, SPI, UART	256	40	-8 to +13	-121/-110	17	30		4	6	±2%	10-bit, 15-ch., 300 ksps	2	VREF, Temp Sensor, RTC, CRC, DC-DC	QFN42	Si1000DK
Si1010	16 kB	25	768	15	I ² C, SPI, UART	256	40	+1 to +20	-121/-110			85	4	6	±2%	12-bit, 11-ch., 75 ksps	2	Temp Sensor, RTC, CRC, VREF	QFN42	Si1010DK
Si1012	16 kB	25	768	15	I ² C, SPI, UART	256	40	-8 to +13	-121/-110	17	30		4	6	±2%	12-bit, 11-ch., 75 ksps	2	Temp Sensor, RTC, CRC, VREF	QFN42	Si1010DK
Si1014	16 kB	25	768	15	I ² C, SPI, UART	256	40	-8 to +13	-121/-110	17	30		4	6	±2%	12-bit, 11-ch., 75 ksps	2	VREF, Temp Sensor, RTC, CRC, DC-DC	QFN42	Si1010DK
Si1011	8 kB	25	768	15	I ² C, SPI, UART	256	40	+1 to +20	-121/-110			85	4	6	±2%	12-bit, 11-ch., 75 ksps	2	Temp Sensor, RTC, CRC, VREF	QFN42	Si1010DK
Si1013	8 kB	25	768	15	I ² C, SPI, UART	256	40	-8 to +13	-121/-110	17	30		4	6	±2%	12-bit, 11-ch., 75 ksps	2	Temp Sensor, RTC, CRC, VREF	QFN42	Si1010DK
Si1015	8 kB	25	768	15	I ² C, SPI, UART	256	40	-8 to +13	-121/-110	17	30		4	6	±2%	12-bit, 11-ch., 75 ksps	2	VREF, Temp Sensor, RTC, CRC, DC-DC	QFN42	Si1010DK
Si1020	128 kB	25	8448	53	I ² C, 2 x SPI, UART	256	40	+1 to +20	-121/-110			85	4	6	±2%	12-bit, 16-ch., 75 ksps	2	VREF, Temp Sensor, 128 LCD Segments	LGA85	Si1020DK*
Si1021	64 kB	25	8448	53	I ² C, 2 x SPI, UART	256	40	+1 to +20	-121/-110			85	4	6	±2%	12-bit, 16-ch., 75 ksps	2	VREF, Temp Sensor, 128 LCD Segments	LGA85	Si1020DK*
Si1022	32 kB	25	8448	53	I ² C, 2 x SPI, UART	256	40	+1 to +20	-121/-110			85	4	6	±2%	12-bit, 16-ch., 75 ksps	2	VREF, Temp Sensor, 128 LCD Segments	LGA85	Si1020DK*
Si1023	16 kB	25	4352	53	I ² C, 2 x SPI, UART	256	40	+1 to +20	-121/-110			85	4	6	±2%	12-bit, 16-ch., 75 ksps	2	VREF, Temp Sensor, 128 LCD Segments	LGA85	Si1020DK*
Si1024	128 kB	25	8448	53	I ² C, 2 x SPI, UART	256	40	-8 to +13	-121/-110	17	30		4	6	±2%	12-bit, 16-ch., 75 ksps	2	VREF, Temp Sensor, 128 LCD Segments	LGA85	Si1024DK*
Si1025	64 kB	25	8448	53	I ² C, 2 x SPI, UART	256	40	-8 to +13	-121/-110	17	30		4	6	±2%	12-bit, 16-ch., 75 ksps	2	VREF, Temp Sensor, 128 LCD Segments	LGA85	Si1024DK*
Si1026	32 kB	25	8448	53	I ² C, 2 x SPI, UART	256	40	-8 to +13	-121/-110	17	30		4	6	±2%	12-bit, 16-ch., 75 ksps	2	VREF, Temp Sensor, 128 LCD Segments	LGA85	Si1024DK*
Si1027	16 kB	25	4352	53	I ² C, 2 x SPI, UART	256	40	-8 to +13	-121/-110	17	30		4	6	±2%	12-bit, 16-ch., 75 ksps	2	VREF, Temp Sensor, 128 LCD Segments	LGA85	Si1024DK*
Si1030	128 kB	25	8448	53	I ² C, 2 x SPI, UART	256	40	+1 to +20	-121/-110			85	4	6	±2%	12-bit, 16-ch., 75 ksps	2	VREF, Temp Sensor	LGA85	Si1020DK*
Si1031	64 kB	25	8448	53	I ² C, 2 x SPI, UART	256	40	+1 to +20	-121/-110			85	4	6	±2%	12-bit, 16-ch., 75 ksps	2	VREF, Temp Sensor	LGA85	Si1020DK*
Si1032	32 kB	25	8448	53	I ² C, 2 x SPI, UART	256	40	+1 to +20	-121/-110			85	4	6	±2%	12-bit, 16-ch., 75 ksps	2	VREF, Temp Sensor	LGA85	Si1020DK*
Si1033	16 kB	25	4352	53	I ² C, 2 x SPI, UART	256	40	+1 to +20	-121/-110			85	4	6	±2%	12-bit, 16-ch., 75 ksps	2	VREF, Temp Sensor	LGA85	Si1020DK*
Si1034	128 kB	25	8448	53	I ² C, 2 x SPI, UART	256	40	-8 to +13	-121/-110	17	30		4	6	±2%	12-bit, 16-ch., 75 ksps	2	VREF, Temp Sensor	LGA85	Si1024DK*
Si1035	64 kB	25	8448	53	I ² C, 2 x SPI, UART	256	40	-8 to +13	-121/-110	17	30		4	6	±2%	12-bit, 16-ch., 75 ksps	2	VREF, Temp Sensor	LGA85	Si1024DK*
Si1036	32 kB	25	8448	53	I ² C, 2 x SPI, UART	256	40	-8 to +13	-121/-110	17	30		4	6	±2%	12-bit, 16-ch., 75 ksps	2	VREF, Temp Sensor	LGA85	Si1024DK*
Si1037	16 kB	25	4352	53	I ² C, 2 x SPI, UART	256	40	-8 to +13	-121/-110	17	30		4	6	±2%	12-bit, 16-ch., 75 ksps	2	VREF, Temp Sensor	LGA85	Si1024DK*

*See Wireless MCU Kit Table for full part number and frequency options

Turnkey Support

FIND THE EVALUATION TOOLS AND REFERENCE DESIGNS TO HELP YOU GET STARTED: www.silabs.com/wireless

Development Support


Silicon Labs offers complete tools to help designers throughout the entire project. The microcontroller, EZRadio® and EZRadioPRO® wireless solutions offer hardware and software platforms to easily set up and configure, compile and debug a project. Full documentation and a broad range of third-party compilers and development tools are available. Software stacks provide networking support for multi-node metering networks. Software simulation tools can estimate power consumption and determine expected battery life.

Complete development/prototyping system includes the following:

- Prototyping/demonstration board
- USB adapter for in-system programming and debugging
- Silicon Laboratories IDE
- MCU configuration wizard




**Si4431/
C8051F342
EZRadioPRO®
USB DONGLE**



**Si4320 WIRELESS REMOTE
CONTROL DEMO BOARD**



**Si1000 TARGET BOARD
WITH EZRadio® TEST CARD**



**Si1020 UNIVERSAL
DEVELOPMENT PLATFORM
DAUGHTER CARD**

EZMac® Embedded Media Access Control Software

EZMac® media access control module is developed in C code for use with our ISM transceiver products and MCUs to create very low cost mesh networks with less than 128 nodes. EZMac software provides designers a simplified interface to the physical radio layer that manages signal delivery and associated packets from the transmitter to the receiver and between nodes.

www.silabs.com/EZMac

Requirement :: Development Support

- Supports ISM band transceivers
- Internal baud rate generator
- 16 byte payload per packet
- Dedicated crystal oscillator for exact timing
- DQD (data quality detector) for FSK fast frequency hopping
- Configurable packet filtering
- Multiple error detection


Wireless Development Suite

The Wireless Development Suite (WDS) provides developers a comprehensive toolset to quickly and easily create and deploy efficient, robust and low-cost wireless applications. WDS can be used for demonstrating part capabilities, testing performance, and prototyping application examples, with little or no RF design and measurement experience.

www.silabs.com/WDS

Requirement :: Prototyping and Test


- Supports a family of TX, RX and TRX test cards
- Device config, save, and restore
- Custom scripting API
- Online device documentation
- Terminal window
- PC interface to evaluation boards



Si1000 WIRELESS MCU
TARGET BOARD



Si4010 EZRadio®
KEY FOB TRANSMITTER



EZLink®
DEVELOPMENT KIT

Development Kits

FIND THE EVALUATION TOOLS AND REFERENCE DESIGNS TO HELP YOU GET STARTED: www.silabs.com/wireless-devkits

Wireless MCU Development Kits

PART NUMBER	DESCRIPTION	
Si1000DK	Si1000 Wireless MCU Development Kit	
Si1010DK	Si1010 Wireless MCU Development Kit	
Si1020-915-A-SDK	Si1020 915 MHz Software Development Kit	
Si1020-915-A-DK	Si1020 915 MHz Wireless Development Kit	
Si1024-868-A-SDK	Si1024 868 MHz Software Development Kit	
Si1024-868-A-DK	Si1024 868 MHz Wireless Development Kit	

Wireless MCU Development Kit Test Cards

PART NUMBER	TYPE	FREQUENCY	ANTENNA CONFIGURATION	
1000-TCB1 C 915	Si1000 TRX Testcard	915 MHz	Single Switch Antenna Rev c/B1; +20 dBm	
1000-TCB1 C 470	Si1000 TRX Testcard	470 MHz	Single Switch Antenna Rev c/B1; +20 dBm	
1002-TCB1 D 868	Si1002 TRX Testcard	868 MHz	Single Tied Antenna Rev c/B1; +13 dBm	
1002-TCB1 D 434	Si1002 TRX Testcard	470 MHz	Single Tied Antenna Rev c/B1; +13 dBm	
1004-TCB1 D 868	Si1004 TRX Testcard	868 MHz	Single Tied Antenna Rev d/B1; +13 dBm, dc-dc	
1004-TCB1 D 434	Si1004 TRX Testcard	434 MHz	Single Tied Antenna Rev d/B1; +13 dBm, dc-dc	
1010-TAB1 C 915	Si1010 TRX Testcard	915 MHz	Single Switch Antenna Rev c/B1; +20 dBm	
1010-TCB1 C 470	Si1010 TRX Testcard	470 MHz	Single Switch Antenna Rev c/B1; +20 dBm	
1012-TAB1 D 868	Si1012 TRX Testcard	868 MHz	Single Tied Antenna Rev d/B1; +13 dBm	
1012-TAB1 D 434	Si1012 TRX Testcard	434 MHz	Single Tied Antenna Rev d/B1; +13 dBm	
1014-TAB1 D 868	Si1014 TRX Testcard	868 MHz	Single Tied Antenna Rev d/B1; +13 dBm, dc-dc	
1014-TAB1 D 434	Si1014 TRX Testcard	434 MHz	Single Tied Antenna Rev d/B1; +13 dBm, dc-dc	

Wireless MCU Development Kit Pico Cards

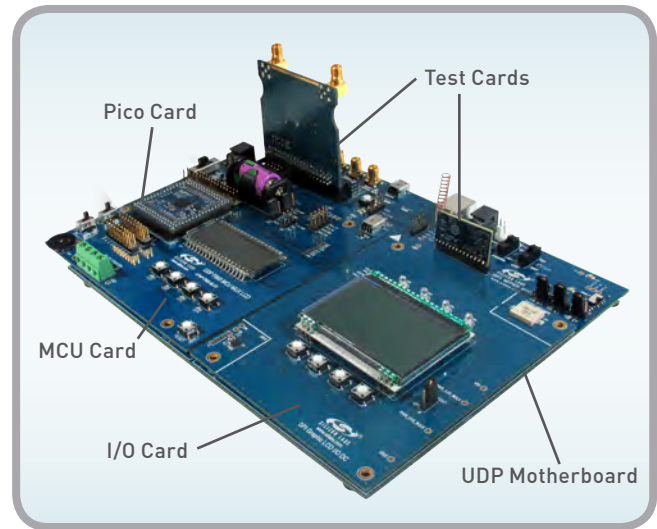
PART NUMBER	FREQUENCY	DESCRIPTION	
UPPI1020GM-A-915EK	915 MHz	Si1020-GM 915 +20 dBm T/R switch pico board	
UPPI1024GM-A-868EK	868 MHz	Si1024-GM 868 +13 dBm direct tie pico board	
UPPI1024GM-A-434EK	434 MHz	Si1024-GM 434 +13 dBm direct tie pico board	

Unified Development Platform

Silicon Labs offers an innovative, new approach in hardware support with the Unified Development Platform (UDP), featuring a unified mother board, modular boards, integrated LCD and ample real estate for prototyping, expansion and integration. The UDP provides a standalone demonstration and software development platform for the EZRadioPRO Wireless devices, Wireless MCU devices and all MCU products. Kits include UDP base boards and RF test cards. Additional test cards may be ordered if the 915 MHz or 868 MHz test cards don't satisfy the requirements for the end application. www.silabs.com/UDP

The UDP platform supports all of the following:

- MCU code and firmware development (IDE, Configuration Wizard, example codes etc.)
- RF design and optimization (WDS support, automatic board detection and firmware download, sample RF code, run-time PHY interface etc.)
- Networks and protocol stacks (such as the wireless M-Bus stack)



Wireless Radio Test Kits

PART NUMBER	DESCRIPTION	
4010-DAAKF 434	AES Wireless Automated Control Demo Kit	
4010-DKKF 434	Si4010 Wireless Automated Control Development Kit	
4010-DASKF 434	Wireless Remote Control Demo Kit	
WIRELESSMBUSEK	Wireless M-Bus Evaluation Kit	
EZLC-4421 HB	EZLink Kit; F930/Si4421 EZRadio High-Band (868/915 MHz)	
EZLC-4421 LB	EZLink Kit; F930/Si4421 EZRadio Low-Band (433 MHz)	
EZLC4432B1-D470	EZLink Kit; F930/Si4432 rev B1 EZRadioPRO 470 MHz	
EZLC4431B1-D434	EZLink Kit; F930/Si4431 rev B1 EZRadioPRO 434 MHz	
EZLC4431B1-D868	EZLink Kit; F930/Si4431 rev B1 EZRadioPRO High-Band	
ISM-DATD2-915	ISM Temp Demo (IA4221 Based (915MHz))	
ISM-DK3	ISM Development Kit 3	
RF-to-USB-RD	Two board RF to USB Reference Design	
SDBC-DK3	EZRadioPRO™ Wireless Development Kit using F930	
4311-DK1	Si4311 Demo Board	
4312-DK1	Si4312 Demo Board	
4421-DAELC HB	EZLink Module; F930/4421 High Band	
4421-DAELC LB	EZLink Module; F930/4421 Low Band	

Wireless Development Kits (cont.)

PART NUMBER	DESCRIPTION	
4431-SEB1 D 868	EZLink Module; F930/4431 High Band (rev e/B1)	
4431-SEB1 D 434	EZLink Module; F930/4431 Low Band (rev e/B1)	
4432-SEB1 C 915	EZLink Module; F930/4432 High Band (rev e/B1)	
4432-SEB1 C 470	EZLink Module; F930/4432 Low Band (rev e/B1)	
Si4463-915-DK	Si4463 Wireless Kit - 915 MHz Development Kit	
Si4461-868-DK	Si4461 Wireless Kit - 868 MHz Development Kit	

EZRadio Development Kit Test Cards

PART NUMBER	TYPE	FREQUENCY	ANTENNA CONFIGURATION	
4313-T-B1 B ANY	Si4313 RX Testcard	240-960 MHz	50 Ohm	

EZRadioPRO Development Kit Test Cards

PART NUMBER	TYPE	FREQUENCY	ANTENNA CONFIGURATION	
4432-T-B1 A 915	Si4432 TRX Testcard	915 MHz	Two antennas mounted at 90°; used to evaluate the embedded antenna diversity algorithm	
4432-T-B1 B 915	Si4432 TRX Testcard	915 MHz	Separate TX and RX designed for lab testing (not recommended for range testing)	
4432-T-B1 C 915	Si4432 TRX Testcard	915 MHz	Single tied antenna implemented with RF switch	
4432-T-B1 C 868	Si4432 TRX Testcard	868 MHz	Single tied antenna implemented with RF switch	
4432-T-B1 B 470	Si4432 TRX Testcard	470 MHz	Separate TX and RX designed for lab testing (not recommended for range testing)	
4432-T-B1 C 470	Si4432 TRX Testcard	470 MHz	Single tied antenna implemented with RF switch	
4432-T-B1 D 470	Si4432 TRX Testcard	470 MHz	Single tied antenna implemented with RF switch	
4431-T-B1 B 868	Si4431 TRX Testcard	868 MHz	Separate TX and RX designed for lab testing (not recommended for range testing)	
4431-T-B1 D 868	Si4431 TRX Testcard	868 MHz	Single tied antenna implemented without RF switch	
4431-T-B1 B 434	Si4431 TRX Testcard	434 MHz	Separate TX and RX designed for lab testing (not recommended for range testing)	
4431-T-B1 D 434	Si4431 TRX Testcard	434 MHz	Single tied antenna implemented without RF switch	
4430-T-B1 B 950	Si4430 TRX Testcard	950 MHz	Separate TX and RX designed for lab testing (not recommended for range testing)	
4430-T-B1 D 950	Si4430 TRX Testcard	950 MHz	Single Antenna implemented without RF switch	
4330-T-B1 B 434	Si4430 RX Testcard	434 MHz	Single tied antenna	

PART NUMBER	TYPE	FREQUENCY	ANTENNA CONFIGURATION	
4330-T-B1 B 470	Si4430 RX Testcard	470 MHz	Single tied antenna	
4330-T-B1 B 868	Si4430 RX Testcard	868 MHz	Single tied antenna	
4330-T-B1 B 915	Si4430 RX Testcard	915 MHz	Single tied antenna	
4330-T-B1 B 950	Si4430 RX Testcard	950 MHz	Single tied antenna	
4032-T-B1 B 915	Si4430 TX Testcard	915 MHz	Single tied antenna	
4032-T-B1 B 470	Si4430 TX Testcard	470 MHz	Single tied antenna	
4031-T-B1 B 868	Si4430 TX Testcard	868 MHz	Single tied antenna	
4031-T-B1 B 434	Si4430 TX Testcard	434 MHz	Single tied antenna	
4461-TSC14D868-EK	Si4461 TRX Testcard	868 MHz	Si4461 +14 dBm radio test card	
4460-TCE10D868-EK	Si4460 TRX Testcard	868 MHz	Si4460 +10 dBm radio test card	
4463-TCE20C868-EK	Si4463 TRX Testcard	868 MHz	Si4463 +20 dBm radio test card	
4463-TCE27F868-EK	Si4463 TRX Testcard	868 MHz	Si4463 +27 dBm radio test card	
4463-TSQ20D169-EK	Si4463 TRX Testcard	169 MHz	Si4463 +20 dBm radio test card	
4463-TSQ27F169-EK	Si4463 TRX Testcard	169 MHz	Si4463 +27 dBm radio test card	
4460-TCE10D434-EK	Si4460 TRX Testcard	434 MHz	Si4460 +10 dBm radio test card	
4463-TCE20B460-EK	Si4463 TRX Testcard	460 MHz	Si4463 +20 dBm SPLIT radio test card	
4463-TCE20C460-EK	Si4463 TRX Testcard	460 MHz	Si4463 +20 dBm RFSWITCH radio test card	
4463-TCE20C915-EK	Si4463 TRX Testcard	915 MHz	Si4463 +20 dBm radio test card	
4463-TCE30E915R-EK	Si4463 TRX Testcard	915 MHz	Si4463 RFMD +30 dBm radio test card	
4460-TCE30E915S-EK	Si4463 TRX Testcard	915 MHz	Si4463 Skyworks +30 dBm radio test card	



Buy or Sample Wireless Products

QUICKLY BUY OR SAMPLE PRODUCTS ON OUR WEBSITE AT www.silabs.com/buy

Wireless Product Selector www.silabs.com/wirelesspartselector



The Silicon Labs' wireless product selector online utility helps identify the right wireless product for the application. Simply make the selections that best describe the design, and the appropriate product with all supporting documentation, development software and hardware will be displayed. Enter the design specifications below and in less than a minute, we'll match you to the right wireless product for the project. You will receive product match(es), data sheet(s), application notes, development hardware and software.

1 Standard/certification

2 Frequency spectrum

3 One-way or two-way link

The screenshot shows the 'Wireless Product Selector' tool interface. On the left is a navigation menu with categories like Overview, EZRadio, EZRadioPRO, FM Transmitters, RF Synthesizers, Wireless MCUs, Development Tools, Wireless Modules, EZLink Fast Prototyping Modules, Hope Microelectronics Wireless Module, Telit Wireless M Bus Module, and Wireless M-Bus. The main content area is titled 'Wireless Product Selector' and contains a description of the tool's purpose. Below the description is a form for selecting a standard, with three radio button options: FCC (e.g. US market), ARIB (e.g. Japan market), and ETSI (e.g. Europe market). A 'NEXT' button is visible below the form. To the right of the main content is a 'Contact Sales' section with a link to 'Find a local Distributor or Sales Representative'. At the bottom of the main content area, there is a note: 'No selection matches your needs? Please browse our complete portfolio of wireless products or contact your local sales or distributor representative for more information.'

Cross-Reference Utility: www.silabs.com/cross-reference

Silicon Labs' cross reference utility allows you to type in a competitor's part number (full or partial) and if we have a cross-match, our part number pops up. Results are automatically filtered as you type and can be exported to excel so you can e-mail or save results.

The screenshot shows the 'Competitor Cross Reference' utility interface. At the top, there is a search bar with the text 'at' entered. Below the search bar is a button labeled 'RESET ALL'. The interface indicates '100 Matches Found' and provides an 'Export Results to Excel' button. The main content is a table with the following columns: Competitor Part Number, Competitor Name, Silicon Labs Part Number, Description, Documents, and Buy Sample. The table contains three rows of results:

Competitor Part Number	Competitor Name	Silicon Labs Part Number	Description	Documents	Buy Sample
AT90USB162	Atmel	C8051F320	USB MCU	Data Sheet	Sample Buy
AT90USB646	Atmel	C8051F381-GM	USB MCU	Data Sheet	Sample Buy
ATmega165p	Atmel	C8051F702-GQ	Capacitive touch sense MCU	Data Sheet	Buy

Silicon Labs' products are designed and manufactured to ISO 9001, ISO 14001 and ISO/TS 16949 standards.



ISO 9001

Quality Management System
Design and Manufacture of Integrated Circuits
Certificate Registration No: 951 08 4762



ISO 14001

Environmental Management System
Design and Manufacture of Integrated Circuits
Certificate Registration No: 951 09 4998



ISO/TS 16949

Quality Management System for
Manufacture of Integrated Circuits and Related
Products for Automotive Applications
Certificate Registration No.: 12 111 33114 TMS
IATF Certificate No.: 0080212



