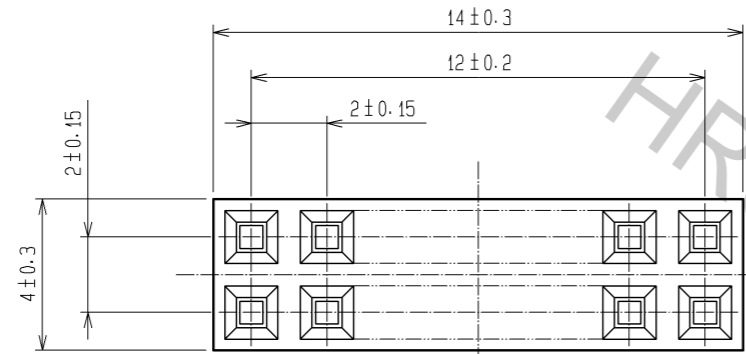
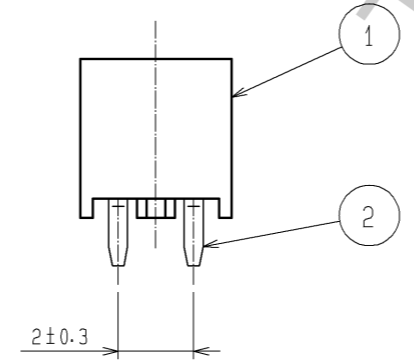
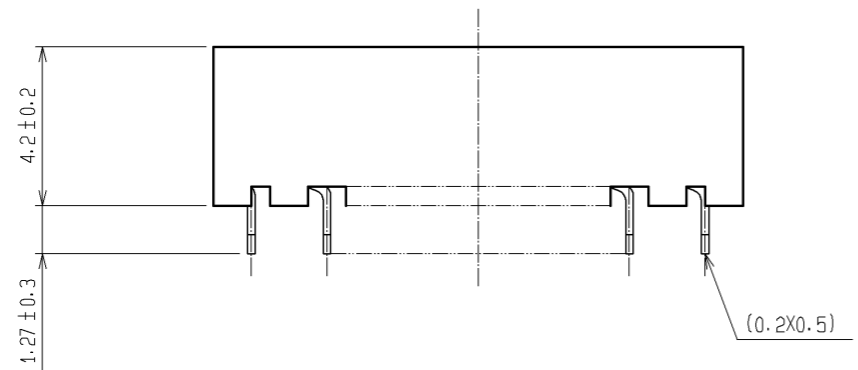
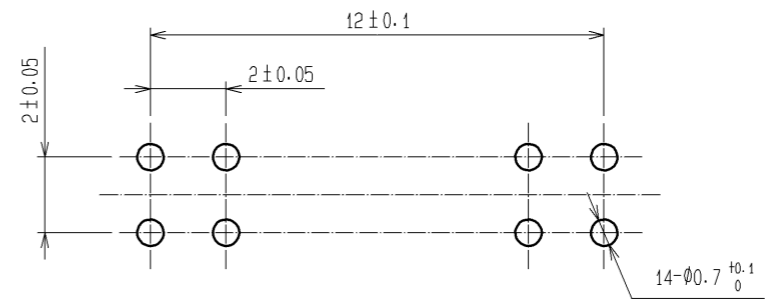


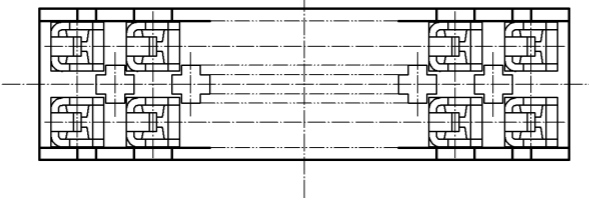
Apr.1.2017 Copyright 2017 HIROSE ELECTRIC CO., LTD. All Rights Reserved.



RECOMMENDED PC BOARD HOLE PATTERN



NOTE 1. THE CONTACT CUT SECTION IS UNPLATED.
 2. THE DIMENSIONS IN PARENTHESES ARE FOR REFERENCE.



| | | | | | | | |
|---------------------------|----------|------------------|-----------|-------------------------------------|--|---------|------|
| 1 | PBT | BLACK UL94V-0 | 2 | PHOSPHOR BRONZE | CONTACT AREA : GOLD 0.2μm min. DIP AREA : TIN-PLATING 1μm min. UNDER PLATING : NICKEL 1μm min. | | |
| NO. | MATERIAL | FINISH . REMARKS | NO. | MATERIAL | FINISH . REMARKS | | |
| UNITS mm | | SCALE 5 : 1 | COUNT | DESCRIPTION OF REVISIONS | DESIGNED | CHECKED | DATE |
| HIROSE ELECTRIC CO., LTD. | | | | APPROVED : HS. OKAWA 13. 01. 10 | DRAWING NO. EDC3-082879-21 | | |
| | | | | CHECKED : HT. YAMAGUCHI 13. 01. 10 | PART NO. A3D-14DA-2DSE(71) | | |
| | | | | DESIGNED : KJ. NISHIWAKI 13. 01. 10 | CODE NO. CL621-0756-7-71 | | |
| | | | | DRAWN : CR. TAKESHIMA 13. 01. 10 | 1/1 | | |