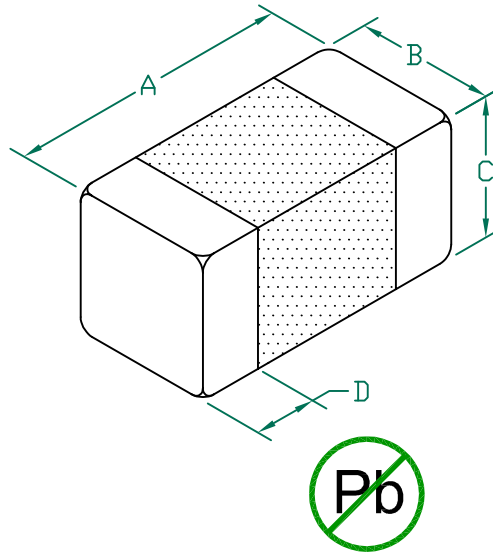


HZ0603A152R-10

UNCONTROLLED DOCUMENT

PHYSICAL DIMENSIONS:

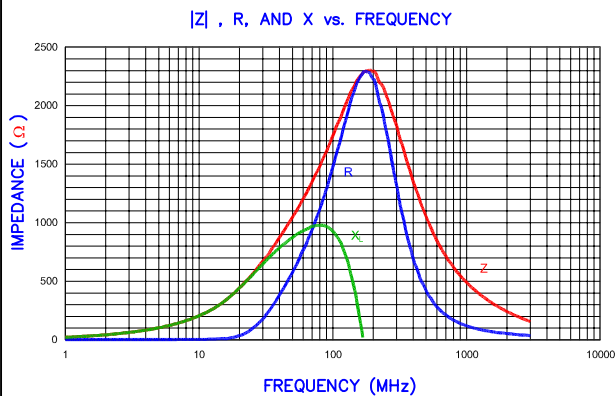
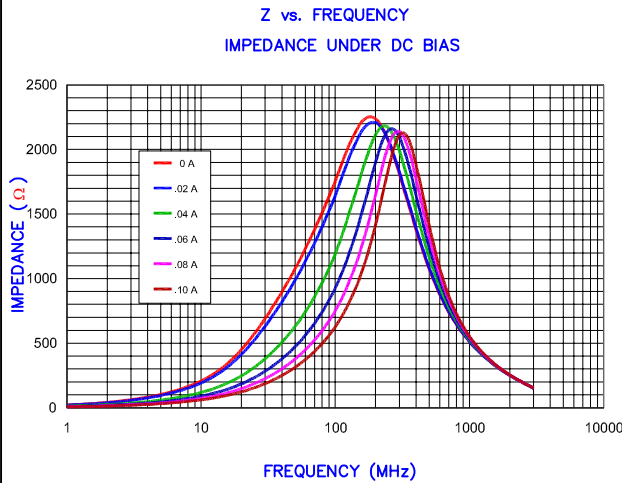
A	1.60 [.063]	+ 0.15	[-.006]
B	0.80 [.031]	+ 0.15	[-.006]
C	0.80 [.031]	+ 0.15	[-.006]
D	0.36 [.014]	+ 0.15	[-.006]



ELECTRICAL CHARACTERISTICS:			
Z @ 100MHz (Ω)	DCR (Ω)	Rated Current	
Nominal	1500		
Minimum	1125		
Maximum	1875	0.90	100 mA

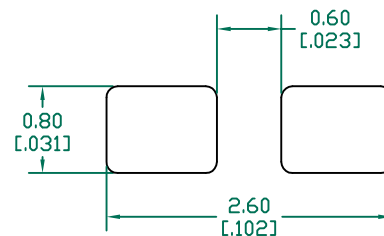
NOTES: UNLESS OTHERWISE SPECIFIED

1. TAPED AND REELED per CURRENT EIA SPECIFICATIONS 7" REELS, 4000 PCS/REEL, PAPER CARRIER TAPE.
2. TERMINATION FINISH IS 100% TIN.
3. COMPONENTS SHOULD BE ADEQUATELY PREHEATED BEFORE SOLDERING.
4. OPERATEING TEMPERATURE TEMP: -40°C~+125°C (INCLUDING SELF-HEATING)



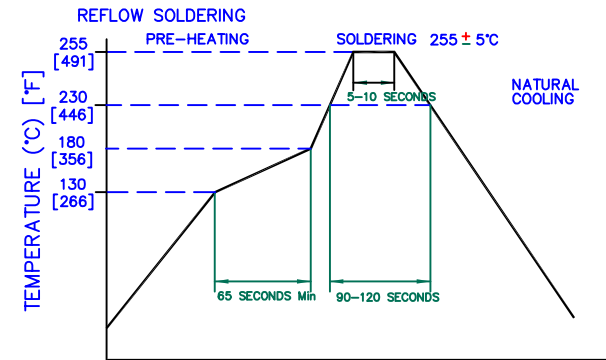
Z R X_L

LAND PATTERNS FOR REFLOW SOLDERING



(For wave soldering, add 0.762 [.030] to this dimension)

RECOMMENDED SOLDERING CONDITIONS



DIMENSIONS ARE IN mm [INCHES].				This print is the property of Laird Tech. and is loaned in confidence subject to return upon request and with the understanding that no copies shall be made without the written consent of Laird Tech. All rights to design or invention are reserved.					
D	ADD OPERATING TEMPERATURE UPDATE LAIRD LOGO AND REFLOW CURVE	08/05/13	QU	PROJECT/PART NUMBER:	HZ0603A152R-10		REV	PART TYPE:	DRAWN BY:
C	UPDATE COMPANY LOGO	02/22/08	JRK	DATE:	03/29/06		SCALE:	CO-FIRE	JRK
B	ADD DC BIAS CURVE	07/25/06	JRK	CAD #	HZ0603A152R-10-D		TOOL #		
A	ORIGINAL DRAFT	03/29/06	JRK						
REV	DESCRIPTION	DATE	INT						

