

注記
NOTES

1. 端部コネクタについては2ページ目 (: SIDE ENTRY) 、
3ページ目 (: TOP ENTRY) を参照してください
REFER TO THE SHEET 2 OF 3 (SIDE ENTRY)
OR SHEET 3 OF 3 (TOP ENTRY) ABOUT PLUG CONNECTOR

2. 配線表
TERMINATION

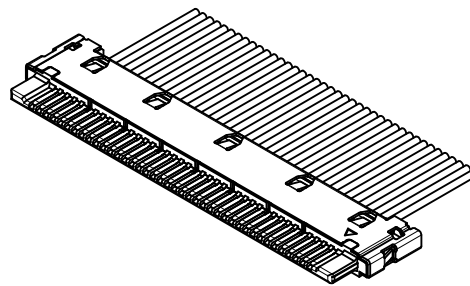
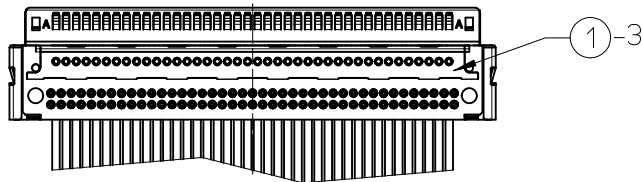
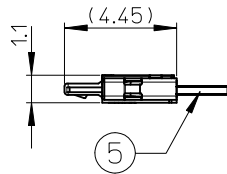
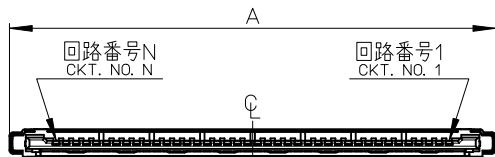
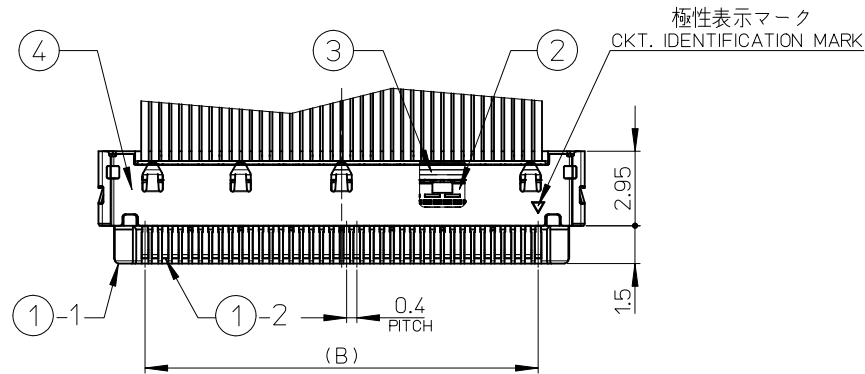
CN1	CN2
N	1
N-1	2
N-2	3
⋮	⋮
3	N-2
2	N-1
1	N

3. ELV及びRoHS 適合品
ELV AND RoHS COMPLIANT

TOP ENTRY	TOP ENTRY	100	501800-5032	50
SIDE ENTRY	TOP ENTRY	100	501800-5031	50
SIDE ENTRY	SIDE ENTRY	100	501800-5030	50
TOP ENTRY	TOP ENTRY	100	501800-4032	40
SIDE ENTRY	TOP ENTRY	100	501800-4031	40
SIDE ENTRY	SIDE ENTRY	100	501800-4030	40
TOP ENTRY	TOP ENTRY	100	501800-3032	30
SIDE ENTRY	TOP ENTRY	100	501800-3031	30
SIDE ENTRY	SIDE ENTRY	100	501800-3030	30
CN1 CONNECTOR	CN2 CONNECTOR	L	製品番号 MATERIAL NO.	極数 CKT.

RELEASED EC NO: J2012-0021 DRWNS: ISUZUKI 2011/04/12 CHKD: APPR: SSUEOKA 2011/08/05 REV: O	DESCRIPTION 2011/08/05	GENERAL TOLERANCES (UNLESS SPECIFIED)		DIMENSION STYLE		SCALE		DESIGN UNITS		MODEL NO.	
				MM ONLY		1:1		METRIC		501800-****/P08-6D0004-*	
		10 UNDER ±0.2		DRAWN BY: S ISUZUKI DATE: 2011/04/12		TITLE		THIRD ANGLE PROJECTION			
		10 OVER 30 UNDER ±0.25		CHECKED BY: DATE:		0.4 WIRE TO BOARD CONN. PLUG HARNESS					
30 OVER ±0.3		APPROVED BY: SSUEOKA DATE: 2011/08/05		MATERIAL NO.		DOCUMENT NO.		SHEET NO.			
ANGULAR ±3 °		DRAFT WHERE APPLICABLE MUST REMAIN WITHIN DIMENSIONS		SEE TABLE		SD-501800-003		1 OF 3			
				SIZE A3		THIS DRAWING CONTAINS INFORMATION THAT IS PROPRIETARY TO MOLEX INCORPORATED AND SHOULD NOT BE USED WITHOUT WRITTEN PERMISSION					

番号 NO.	部品 PART NAME	材質/仕上げ MATERIAL/FINISH
①	モールド MOLD	液晶ポリマー(LCP)、ガラス充填、UL94V-0、黒色 LIQUID CRYSTAL POLIMER(LCP), GLASS FILLED, UL94V-0, BLACK
	ターミナル TERMINAL	磷青銅 PHOSPHOR BRONZE 接点部 : 金メッキ 0.2μm MIN. CONTACT AREA : GOLD 0.2μm MIN. 下地メッキ : ニッケルメッキ1.5μm MIN. UNDER PLATING : NICKEL 1.5μm MIN.
	ローシェル LOWER SHELL	ステンレス鋼 STAINLESS STEEL 半田付け処理 SOLDERABILITY IMPROVEMENT COAT (Au COAT) 下地メッキ : ニッケルメッキ1.0μm MIN. UNDER PLATING : NICKEL 1.0μm MIN.
②	ロケータハウジング LOCATOR HOUSING	ポリアミド (PA)、ガラス充填、UL94V-0、黒色 POLYAMIDE(PA), GLASS FILLED, UL94V-0, BLACK
③	クランプシェル CRAMP SHELL	磷青銅 PHOSPHOR BRONZE 半田付け処理 SOLDERABILITY IMPROVEMENT COAT (Au COAT) 下地メッキ : ニッケルメッキ1.0μm MIN. UNDER PLATING : NICKEL 1.0μm MIN.
④	アッパーシェル UPPER SHELL	ステンレス鋼 STAINLESS STEEL 半田付け処理 SOLDERABILITY IMPROVEMENT COAT (Au COAT) 下地メッキ : ニッケルメッキ1.0μm MIN. UNDER PLATING : NICKEL 1.0μm MIN.
⑤	同軸電線 COAXIAL WIRE	AWG #42電線 AWG#42 WIRE



注記
NOTES

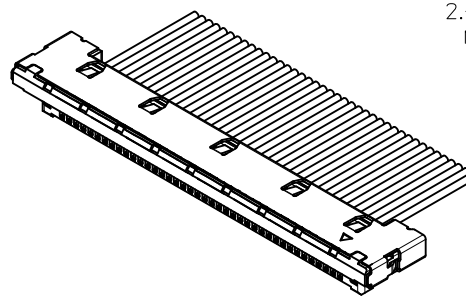
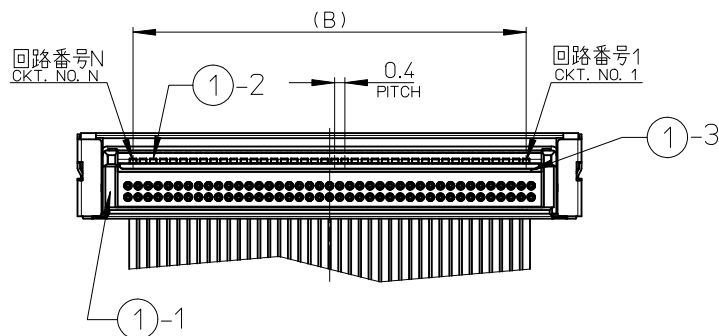
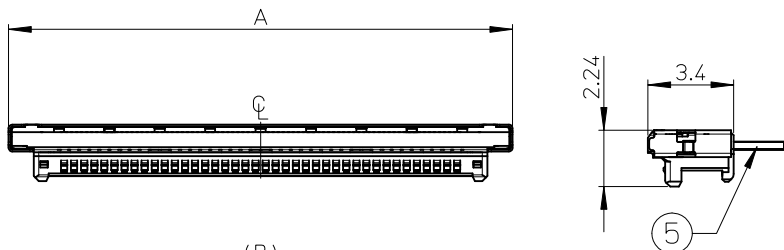
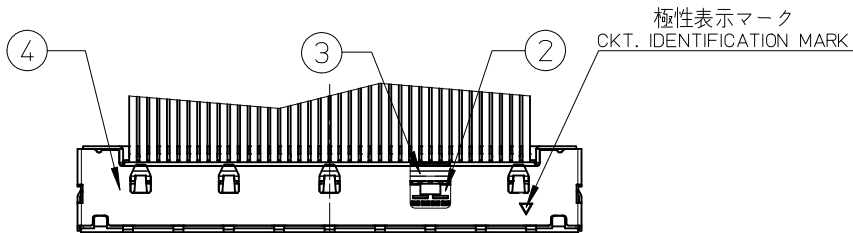
- このシートはサイドエントリタイプのコネクタ部分に適用
SHEET 2 OF 3 IS APPLIED TO SIDE ENTRY TYPE CONNECTOR
- 嵌合相手 : 501044-**09 (エンボス梱包品 : 501044-**10)
MATES WITH: 501044-**09 (EMBOSSED PACKAGING: 501044-**10)

19.6	23.3	501800-5031	50
19.6	23.3	501800-5030	50
15.6	19.3	501800-4031	40
15.6	19.3	501800-4030	40
11.6	15.3	501800-3031	30
11.6	15.3	501800-3030	30
B	A	製品番号 MATERIAL NO.	極数 CKT.
MODEL NO.		501800-****	

RELEASED EC NO: J2012-0021 DRWNS: ISUZUKI 2011/04/12 CHKD: APPR: SSUEOKA 2011/08/05		GENERAL TOLERANCES (UNLESS SPECIFIED)	DIMENSION STYLE MM ONLY	SCALE 1:1	DESIGN UNITS METRIC	THIRD ANGLE PROJECTION
10 UNDER	±0.2	DRAWN BY SISUZUKI	DATE 2011/04/12	TITLE 0.4 WIRE TO BOARD CONN. PLUG HARNESS		
10 OVER 30 UNDER	±0.25	CHECKED BY	DATE	APPROVED BY SSUEOKA 2011/08/05		
30 OVER	±0.3	MATERIAL NO.		DOCUMENT NO.		
ANGULAR	±3 °	DRAFT WHERE APPLICABLE MUST REMAIN WITHIN DIMENSIONS		SEE TABLE		
REV O		SIZE A3		THIS DRAWING CONTAINS INFORMATION THAT IS PROPRIETARY TO MOLEX INCORPORATED AND SHOULD NOT BE USED WITHOUT WRITTEN PERMISSION		

MOLEX INCORPORATED
SD-501800-003
SHEET NO. 2 OF 3

番号 NO.	部品 PART NAME	材質/仕上げ MATERIAL/FINISH
①	オーバーモールド OVERMOLD	液晶ポリマー(LCP)、ガラス充填、UL94V-0、黒色 LIQUID CRYSTAL POLIMER(LCP), GLASS FILLED, UL94V-0, BLACK
	ターミナル TERMINAL	磷青銅 PHOSPHOR BRONZE 接点部 : 金メッキ 0.2μm MIN. CONTACT AREA : GOLD 0.2μm MIN. 下地メッキ : ニッケルメッキ1.5μm MIN. UNDER PLATING : NICKEL 1.5μm MIN.
	ローシェル LOWER SHELL	ステンレス鋼 STAINLESS STEEL 半田付け処理 SOLDERABILITY IMPROVEMENT COAT (Au COAT) 下地メッキ : ニッケルメッキ1.0μm MIN. UNDER PLATING : NICKEL 1.0μm MIN.
②	ロケータハウジング LOCATOR HOUSING	ポリアミド (PA)、ガラス充填、UL94V-0、黒色 POLYAMIDE(PA), GLASS FILLED, UL94V-0, BLACK
③	クランプシェル CRAMP SHELL	磷青銅 PHOSPHOR BRONZE 半田付け処理 SOLDERABILITY IMPROVEMENT COAT (Au COAT) 下地メッキ : ニッケルメッキ1.0μm MIN. UNDER PLATING : NICKEL 1.0μm MIN.
④	アッパーシェル UPPER SHELL	ステンレス鋼 STAINLESS STEEL 半田付け処理 SOLDERABILITY IMPROVEMENT COAT (Au COAT) 下地メッキ : ニッケルメッキ1.0μm MIN. UNDER PLATING : NICKEL 1.0μm MIN.
⑤	同軸電線 COAXIAL WIRE	AWG #42電線 AWG#42 WIRE



注記
NOTES

- このシートはトップエントリタイプのコネクタ部分に適用
SHEET 3 OF 3 IS APPLIED TO TOP ENTRY TYPE CONNECTOR
- 嵌合相手 : 501083-**09 (エンボス梱包品 : 501083-**10)
MATES WITH: 501083-**09 (EMBOSSED PACKAGING:501083-**10)

19.6	24	501800-5032	50
19.6	24	501800-5031	50
15.6	20	501800-4032	40
15.6	20	501800-4031	40
11.6	16	501800-3032	30
11.6	16	501800-3031	30
B	A	製品番号 MATERIAL NO.	極数 CKT.
MODEL NO.		501800-****	

REV	DESCRIPTION	GENERAL TOLERANCES (UNLESS SPECIFIED)		DIMENSION STYLE		SCALE	DESIGN UNITS	
		10 UNDER	±0.2	MM ONLY	DATE	1:1	METRIC	THIRD ANGLE PROJECTION
0	RELEASED EC NO: J2012-0021 DRWNS: ISUZUKI 2011/04/12 CHKD: SSUEOKA APPR: SSUEOKA 2011/08/05	10 OVER	±0.25	DRAWN BY	DATE	TITLE	0.4 WIRE TO BOARD CONN. PLUG HARNESS	
		30 OVER	±0.3	CHECKED BY	DATE		MOLEX INCORPORATED	
		ANGULAR	±3 °	APPROVED BY	DATE		SD-501800-003	
		DRAFT WHERE APPLICABLE MUST REMAIN WITHIN DIMENSIONS		MATERIAL NO.	DATE	DOCUMENT NO.	SHEET NO.	
				SIZE	THIS DRAWING CONTAINS INFORMATION THAT IS PROPRIETARY TO MOLEX INCORPORATED AND SHOULD NOT BE USED WITHOUT WRITTEN PERMISSION		3 OF 3	