

# Surge protection device - MT-2/1-S- 24DC - 2765699

Please be informed that the data shown in this PDF Document is generated from our Online Catalog. Please find the complete data in the user's documentation. Our General Terms of Use for Downloads are valid (<http://download.phoenixcontact.com>)



Rail-mountable module with surge voltage fine protection, mounting on NS 35/7.5. Nominal voltage: 24 V DC, housing width: 12.5 mm



## Key commercial data

Packing unit	1
Minimum order quantity	1
Catalog page	Page 109 (TT-2009)
GTIN	 4 017918 066543
Custom tariff number	85363010
Country of origin	GERMANY

## Technical data

### General

Housing material	PA
Inflammability class according to UL 94	V0
Color	black
Standards for air and creepage distances	VDE 0110-1
Total surge current (8/20) $\mu$ s	1.5 kA
Ambient temperature (operation)	-40 °C ... 85 °C
Mounting type	DIN rail: 35 mm
Design	Rail-mountable module, one-piece
Number of positions	2
Degree of protection	IP20
Direction of action	Line-Line
Width	12.4 mm
Height	77.5 mm
Depth	55 mm

### Protective circuit

IEC category	C1
IEC category	C2

# Surge protection device - MT-2/1-S- 24DC - 2765699

## Technical data

### Protective circuit

IEC category	C3
Nominal voltage $U_N$	24 V DC
Maximum continuous operating voltage $U_C$	30 V DC
Maximum continuous operating voltage $U_C$	21 V AC
Maximum continuous voltage $U_C$ (wire-wire)	30 V DC
Maximum continuous voltage $U_C$ (wire-wire)	21 V AC
Nominal current $I_N$	6 A
Operating effective current $I_C$ at $U_C$	$\leq 10 \mu\text{A}$
Nominal discharge surge current $I_n$ (8/20) $\mu\text{s}$ (Core-Core)	1.5 kA
Total surge current (8/20) $\mu\text{s}$	1.5 kA
Max. discharge surge current $I_{\text{max}}$ (8/20) $\mu\text{s}$ maximum (Core-Core)	1.5 kA
Nominal pulse current $I_{\text{an}}$ (10/1000) $\mu\text{s}$ (Core-Core)	185 A
Output voltage limitation at 1 kV/ $\mu\text{s}$ (Core-Core) static	$\leq 55 \text{ V}$
Residual voltage at $I_n$ , (conductor-conductor)	$\leq 95 \text{ V}$
Response time $t_A$ (Core-Core)	$\leq 1 \text{ ns}$
Capacity (Core-Core)	Typ. 7 nF
Surge carrying capacity in acc. with IEC 61643-21 (Core-Core)	C1 (1 kV / 500 A)
Surge carrying capacity in acc. with IEC 61643-21 (Core-Core)	C2 (2 kV / 1 kA)
Surge carrying capacity in acc. with IEC 61643-21 (Core-Core)	C3 (100 A)

### Connection data

Connection method	Screw terminal blocks
Connection type IN	Screw terminal blocks
Connection type OUT	Screw terminal blocks
Screw thread	M3
Stripping length	8 mm
Conductor cross section stranded min.	0.2 mm <sup>2</sup>
Conductor cross section stranded max.	2.5 mm <sup>2</sup>
Conductor cross section solid min.	0.2 mm <sup>2</sup>
Conductor cross section solid max.	4 mm <sup>2</sup>
Conductor cross section AWG/kcmil min.	24
Conductor cross section AWG/kcmil max	12

### Connection, protective circuit

Standards/regulations	IEC 61643-21
-----------------------	--------------

## Classifications

### ETIM

ETIM 2.0	EC000943
ETIM 3.0	EC000943
ETIM 4.0	EC000943
ETIM 5.0	EC000943

# Surge protection device - MT-2/1-S- 24DC - 2765699

## Classifications

### UNSPSC

UNSPSC 11	39121610
UNSPSC 12.01	39121610
UNSPSC 13.2	39121620
UNSPSC 6.01	30212010
UNSPSC 7.0901	39121610

### eCl@ss

eCl@ss 4.0	27140201
eCl@ss 4.1	27130801
eCl@ss 5.0	27130801
eCl@ss 5.1	27130801
eCl@ss 6.0	27130807
eCl@ss 7.0	27130807

## Approvals

### Approvals

---

Approvals

GOST / GOST

---


Ex Approvals

---

Approvals submitted

---

### Approval details



## Accessories

### Additional products

# Surge protection device - MT-2/1-S- 24DC - 2765699

## Accessories

Shield connection - SSA 3-6 - 2839295



shield fast connections for conductor diameter 3 - 6 mm. Potential connection cable: 200 mm, black

---

Shield connection - SSA 5-10 - 2839512

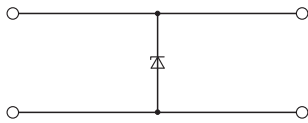


Shield fast connection for conductor diameters 5 - 10 mm. Potential connection cable: 200 mm, black

---

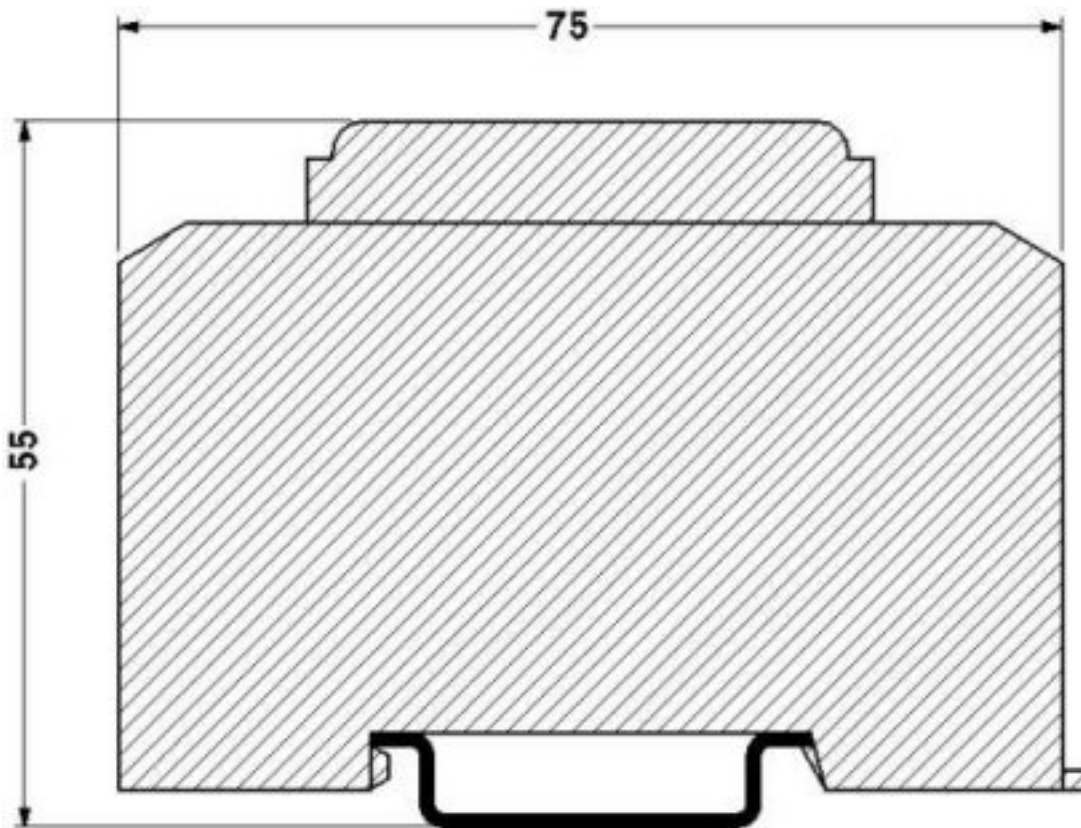
## Drawings

Circuit diagram



## Surge protection device - MT-2/1-S- 24DC - 2765699

Dimensioned drawing



© Phoenix Contact 2012 - all rights reserved  
<http://www.phoenixcontact.com>