

INTERCONNECTS

SERIES 410, 450, 499 • .100" GRID (.018" DIA.) PINS, STRAIGHT AND RIGHT ANGLE • DOUBLE ROW STRIPS

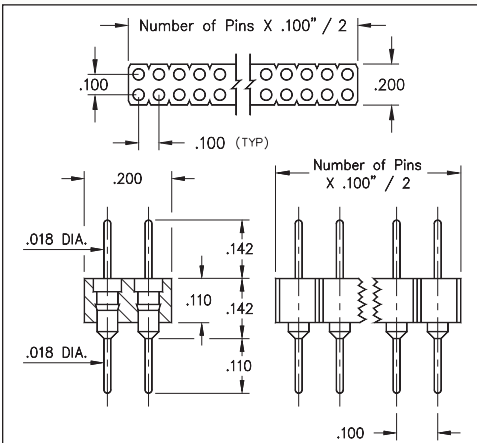


FIG. 1

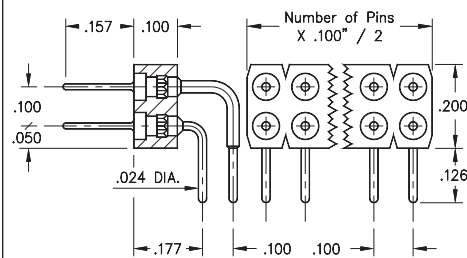


FIG. 2

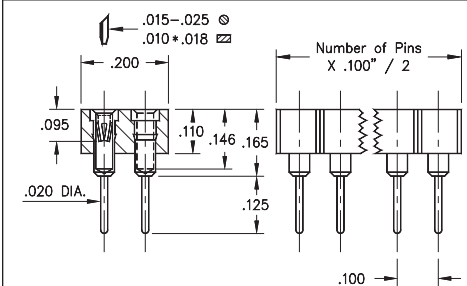


FIG. 3

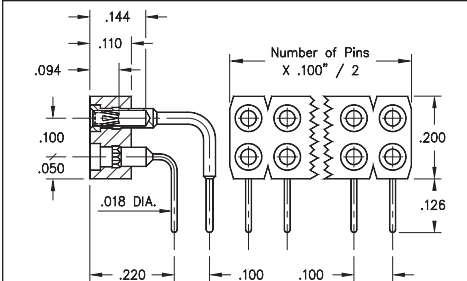



FIG. 4

- Series 4XX are available with straight and right angle solder tails
- Series 450 & 499...009 use MM #3404 and #5011/5113 pins. See pages 212 and 214 for details
- Series 410 & 499...003 use MM #1001 and #1103/1602 receptacles. See pages 165, 166 and 167 for details
- Receptacles use Hi-Rel, 4-finger #30 BeCu contact rated at 3 amps. See page 253 for details
- Insulators are high temperature thermoplastic, suitable for all soldering operations



ORDERING INFORMATION









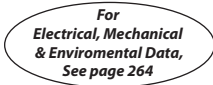




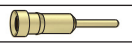

FIG. 1	Series 450...006	Straight Pin Header		
	450-XX-2	-00-006000		
	Specify number of pins	04-64		
FIG. 2	Series 499...009	Right Angle Pin Header		
	499-10-2	-10-009000		
	Specify number of pins	02-64		
  				
SPECIFY PLATING CODE XX=		10 	90	40 
Pin Plating		10 μ" Au	200 μ" Sn/Pb	200 μ" Sn

FIG. 3	Series 410...001	Solder Tail Socket					
	410-XX-2	-41-001000					
	Specify number of pins	04-64					
FIG. 4	Series 499...003	Right Angle Socket					
	499-XX-2	-10-003000					
	Specify number of pins	02-64					
  							
SPECIFY PLATING CODE XX=		11 	13 	91	93	41 	43 
Sleeve (Pin)		10 μ" Au	10 μ" Au	200 μ" Sn/Pb	200 μ" Sn/Pb	200 μ" Sn	200 μ" Sn
Contact (Clip)		10 μ" Au	30 μ" Au	10 μ" Au	30 μ" Au	10 μ" Au	30 μ" Au