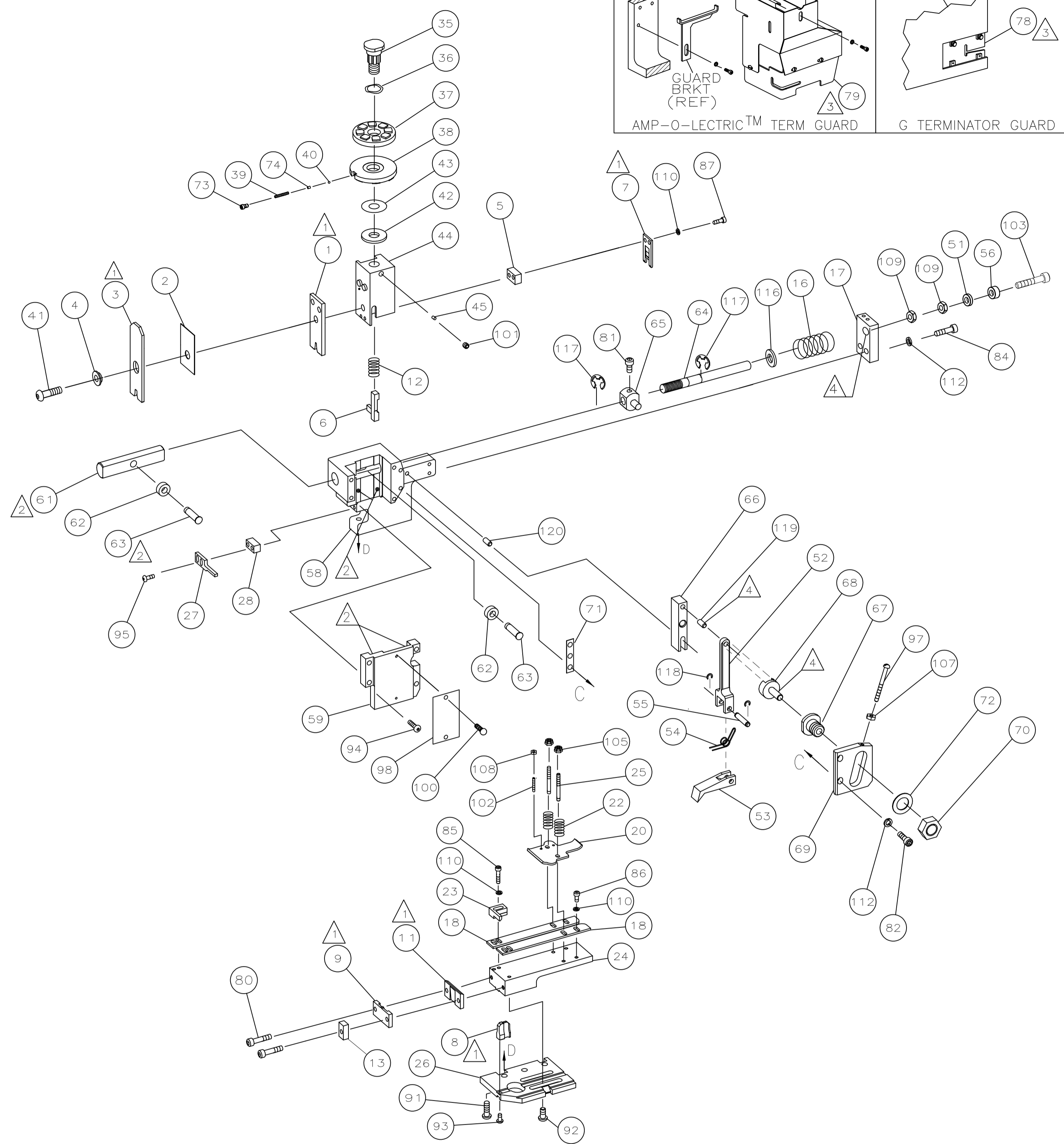
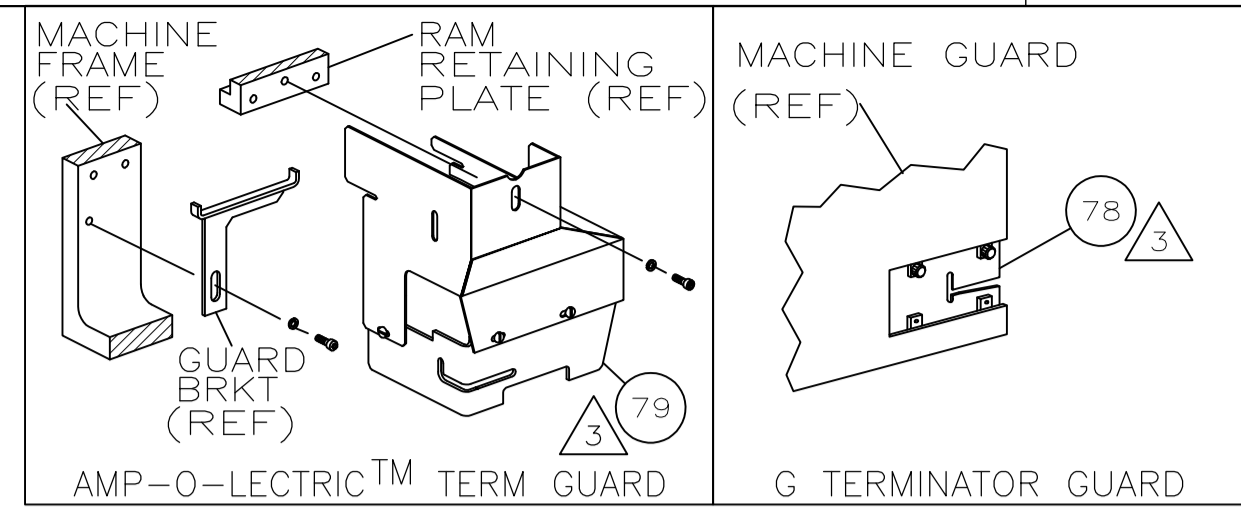


PART NUMBER	REV	FIRST USED
466091-1	C	122500-1

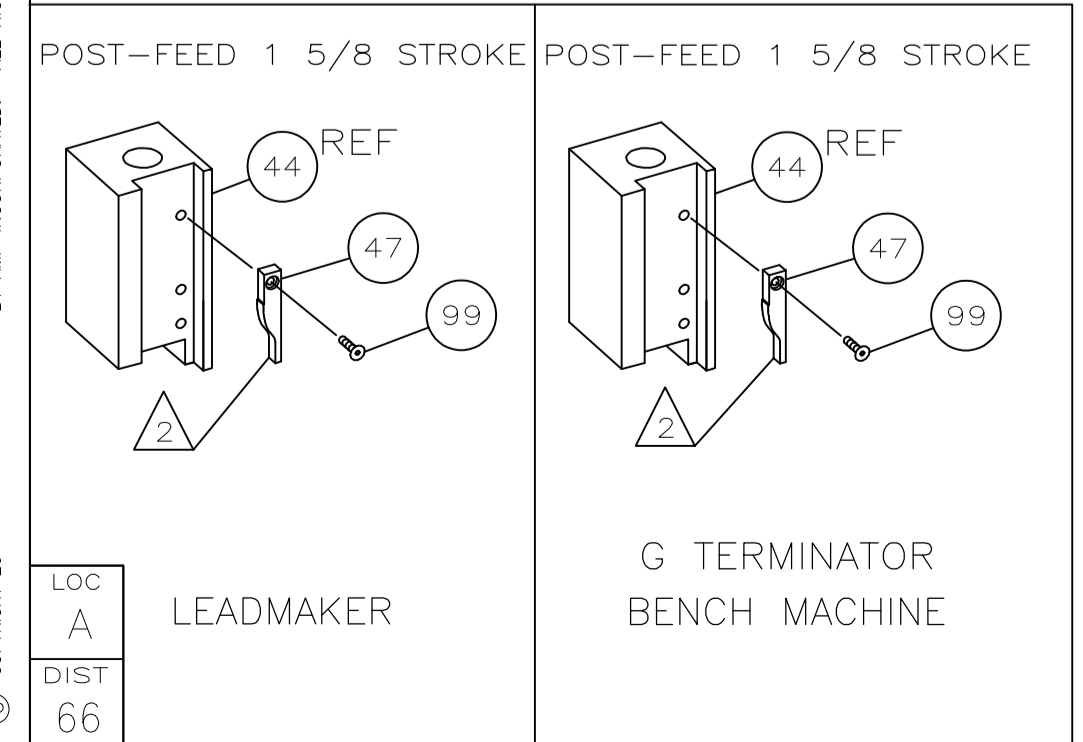


TERMINAL NAME: .205 FASTON RECPT			
60674		AMP TERMINAL	AMP CRIMP SPECS
1742754		PAD LTR	CRIMP HEIGHT
		A	.038 ±.002 [0.97 ±0.05mm]
		B	.035 ±.002 [0.89 ±0.05mm]
		C	.033 ±.002 [0.84 ±0.05mm]
		D	NOT USED
		CRIMP	SIZE TYPE RANGE
		WIRE	.055 [1.40mm] F 26-22
		INSUL	.080 [2.03mm] F .050-.070
WIRE STRIP LENGTH	TERM APPL SPEC	FEED	APPL INSTRUCTION
.205-.235	114-2036	.689	408-8039
			SET UP GAGE LAYOUT
			458638-1 -

-1	LEADMAKER & BENCH MODEL G	MECH POST FEED
----	---------------------------	----------------

REF					
REF	-	A	22594-8	NUT, HEX	70
REF	-	B	240628-1	PLATE, ADJ	69
REF	-	B	240626-1	SHAFT, PIVOT	68
REF	-	B	240633-1	BUSHING	67
REF	-	A	455680-1	LEVER, INTERMEDIATE	66
REF	-	B	240629-1	BLOCK, PIVOT	65
REF	-	A	1804311-1	SCR, ADJ	64
REF	-	B	240659-3	PIN, CAM ROLLER	63
REF	-	B	240658-1	CAM, ROLLER	62
REF	-	B	454398-1	ROD, FEED	61
					60
REF	-	C	454220-1	CAP, RAM	59
REF	-	D	453736-1	HOUSING	58
					57
REF	-	A3	1804299-1	SPACER, MAGNET	56
REF	-	B	240624-1	PIN, FEED FINGER	55
REF	-	B	691499-1	SPRING, FEED FINGER	54
REF	-	B	240635-1	FINGER, FEED	53
REF	-	B	240634-1	LEVER, TERMINAL	52
REF	-	A	1804310-1	MAGNET, RING	51
					50
					49
					48
1	-	B	690501-4	CAM, POST-FEED 1 5/8 ST	47
					46
1	-	A	690191-1	PLUG, NYLON	45
1	-	C	455674-1	RAM	44
1	-	A	690125-1	WASHER, LAMINATED	43
1	-	A	690124-1	WASHER, RAM	42
1	-	A	7-21002-9	BOLT, CRIMPER(5/16-24x1.00)	41
1	-	A	23241-6	BALL, STEEL	40
1	-	A	690170-1	SPRING, COMPRESSION	39
1	-	C	690142-1	DISC, INSULATION	38
1	-	D	8-690692-6	DISC, WIRE	37
1	-	A	22480-5	WASHER, SPRING	36
1	-	B	690212-1	POST, RAM	35
					34
					33
1	-	D	458980-1	APPLICATOR, BASIC (SUB ASSY)	32
					31
					30
					29
1	-	B	3-690451-2	SPACER, STRIPPER	28
1	-	A	240639-1	STRIPPER	27
REF	-	C	455676-1	PLATE, BASE	26
2	-	A	22354-8	DRAG, STUD	25
1	-	B	455678-1	PLATE, STRIP GUIDE	24
1	-	C	240825-9	PLATE, STRIP HOLD DOWN	23
2	-	A	4-22281-1	SPRING, DRAG	22
					21
1	-	A	454177-1	DRAG, STOCK	20
					19
2	-	C	454204-6	GUIDE, STRIP (FRONT)	18
REF	-	A	1804305-2	GUIDE, FEED ROD	17
REF	-	A	6-22284-4	SPRING, FEED RETURN	16
					15
					14
1	-	C	690481-2	SPACER, HOLD DOWN	13
1	-	A	23846-1	SPRING, HOLD DOWN	12
1	-	B	240644-1	PLATE, REAR SHEAR	11
					10
1	-	B	690495-3	PLATE, FRONT SHEAR	9
1	-	D	6-240693-4	ANVIL	8
1	-	B	690474-5	BLADE, SLUG	7
1	-	D	3-455892-0	HOLD DOWN, TERMINAL	6
1	-	C	3-240641-7	SPACER, SLUG BLADE	5
1	-	B	238009-1	SPACER, BLOCK CRIMPER	4
1	-	C	1-456134-6	CRIMPER, INSULATION	3
1	-	B	455888-7	SPACER, CRIMPER	2
1	-	C	1-456402-6	CRIMPER, WIRE	1

QTY	REF	U/M	DWG SIZE	PART NO	DESCRIPTION	ITEM NO
						129
						128
						127
						126
						125
1	-	A		217238-1	GENERAL INSTRUCTION PACKAGE	124
1	-	-		4088039	EF APPL INST 408-8039	123
						122
						121
REF	-	A		1-21030-6	PIN,DOWEL(Ø.187x1.25)HSG	120
REF	-	A		1-21030-1	PIN,DOWEL(Ø.187x.50)LEVER	119
REF	-	A		21045-3	RING,RET"C"(Ø.187)FD PIN	118
REF	-	A		1-21046-6	RING,RETAINING,EXT(5/16)FD ADJ ROD	117
REF	-	A		21899-4	WASHER,FLAT(Ø5/16)SCR ADJ	116
						115
						114
						113
REF	-	A		21024-5	WASHER,LOCK(NO.10)FD ROD GDE	112
						111
7	-	A		21024-4	WASHER,LOCK(NO.8)SHEAR BL	110
REF	-	A		22593-1	NUT,HEX(1/4-20)MAGNET	109
2	-	A		21018-4	NUT,HEX(4-40)DRAG	108
REF	-	A		21018-5	NUT,HEX(6-32)FD ADJ PL	107
						106
2	-	A		21022-2	NUT,HEX SL(8-32)DRAG STUD	105
						104
REF	-	A		3-21081-3	SCR,SHC(1/4-20x1.25)MAGNET	103
2	-	A		2-21006-6	SCR,SKT SET(4-40x.62)DRAG	102
1	-	A		21009-2	SCR,SKT SET(1/4-20x.25)RAM	101
2	-	A		21017-2	SCR,DRIVE(#2x.19)ID PLATE	100
1	-	A		1-21002-7	SCR,BHC(6-32x.38)CAM	99
1	-	B		461264-1	PLATE, IDENTIFICATION	98
REF	-	A		6-23715-5	SCR,PAN HD(6-32x1.50)FEED ADJ	97
						96
2	-	A		2-21002-2	SCR,BHC(8-32x.50)STRIPPER	95
REF	-	A		2-21002-9	SCR,BHC(10-32x.75)HSG CAP	94
1	-	A		22733-8	SCR,BHC(8-32x.38 LW)ANVIL	93
4	-	A		3-21002-3	SCR,BHC(1/4-20x.50)ST GD PL	92
REF	-	A		2-22733-8	SCR,BHC(1/4-20x.62)BASE PL	91
						90
						89
						88
2	-	A		2-21000-6	SCR,SHC(8-32x.38)SLUG BLADE	87
3	-	A		7-21000-4	SCR,SHC(8-32x.31)STRIP GUIDE	86
2	-	A		2-21000-8	SCR,SHC(8-32x.62)R STRIP GUIDE	85
REF	-	A		3-21000-7	SCR,SHC(10-32x.75)FEED ROD GDE	84
						83
REF	-	A		3-21000-6	SCR,SHC(10-32x.62)FEED ADJ PL	82
REF	-	A		3-21000-4	SCR,SHC(10-32x.38)PIVOT BLOCK	81
2	-	A		3-21000-8	SCR,SHC(10-32x.88)SHEAR PL	80
-	-	A		455745-1	GUARD, WINDOW	79
REF	-	A		679532-1	INSERT, GUARD	78
						77
						76
						75
1	-	A		690603-1	SPRING, ASSIST	74
1	-	A		23030-1	SCR,SKT CAP(6-32x.25)CP DSC	73
REF	-	A		458109-1	WASHER, FLAT (SPECIAL)	72
REF	-	A		690517-1	SPACER	71



- 1 RECOMMENDED SPARE PARTS.
- 2 GREASE LIGHTLY.
- 3 GUARD MUST BE IN PLACE WHEN OPERATING APPLICATOR IN A BENCH MACHINE.
- 4 LUBRICATE DAILY USING NO. 20 MACHINE OIL.
- 5. ITEMS WITH QTY OF REF SPECIFIED (EXCEPT ITEMS 78 AND 79) ARE USED ON ITEM 32.
- 6 ITEM 78 USED WITH G TERMINATOR ONLY.

THIS DRAWING IS A CONTROLLED DOCUMENT.

THIS DRAWING IS UNPUBLISHED. RELEASE FOR PUBLICATION BY AMP INCORPORATED. ALL RIGHTS RESERVED. COPYRIGHT 20

QTY	REF	U/M	DWG SIZE	PART NO	DESCRIPTION	ITEM NO
REVISION OF EACH ASSY NO (WHEN BLANK, USE DWG REVISION)						
PARTS LIST						
MATERIAL			FINISH			
MATL			HT TR			
FIN			FIN			
DIMENSIONS IN INCHES. DO NOT SCALE PRINT. TOLERANCES UNLESS OTHERWISE SPECIFIED:						
DR C.ERISMAN 04APR06 APP 04APR06 T.ELBIN						
CHK 04APR06 C.ERISMAN REL -						
3 PLC DEC ±						
4 PLC DEC ±						
ANGLES ±						
SURF TEXTURE: ✓						
REMOVE BURRS, BREAK SHARP EDGES R.015 MAX						
SCALE			DWG NO			
SCALE			466091-1			
SHEET			REV			
SHEET			1 OF 1			
REV			C			
CUSTOMER AND ASSEMBLY DRAWING						