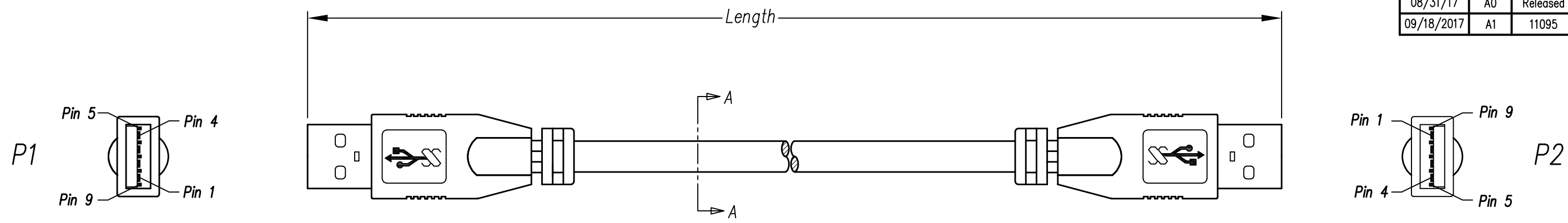


DATE	REV	ECN	APP'D. BY
08/31/17	A0	Released	JRC
09/18/2017	A1	11095	GWL



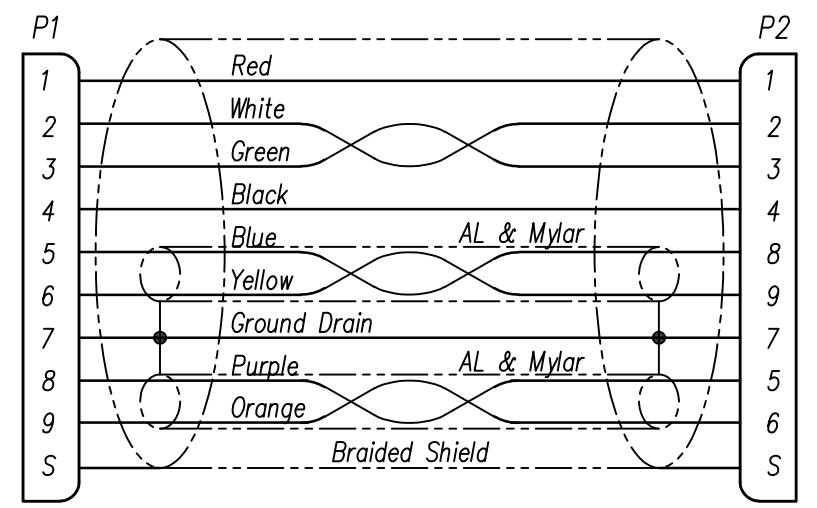
**Notes:**

- 1) Each cable assembly to be individually bagged.
- 2) Cable Construction USB 3.0:
  - 28 AWG 1 Twisted Pair
  - 28 AWG +D +AL MY x 2 Twisted Pair
  - 24 AWG x 2C
  - AMA BRAID 85%
  - 5.8mm OD
  - Black PVC Jacket
- 3) CONNECTOR P1 & P2: USB A Male 3.0 Blue Insulator, Gold flash on contacts, Nickel Plated Shell
- 4) Hood P1 & P2: Molded Black PVC Strain Relief
- 5) All cables tested for Continuity & Shorts

**P/N Key:**

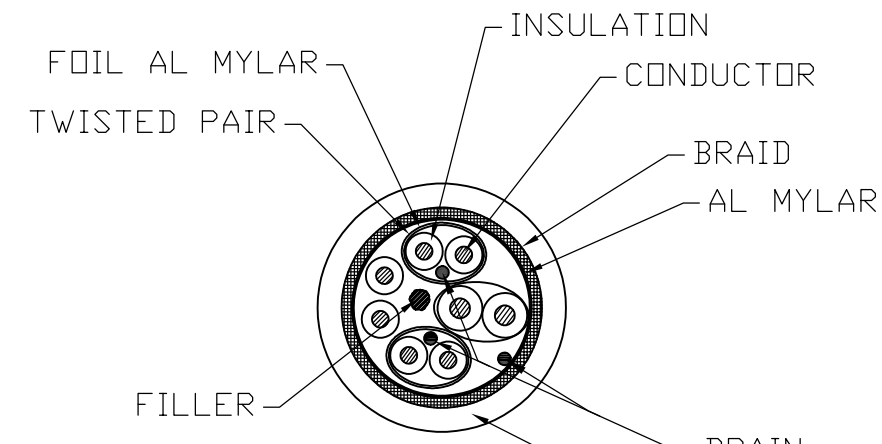
SC-3AAKxxxF  
 Length  
 003 = 3 Ft  
 006 = 6 Ft

**Wiring Map: USB 3.0 Super Speed**




**Example Parts Numbers**

Feet	
P/N	Length
SC-3AAK003F	3'
SC-3AAK006F	6'



For Part Numbers Not Shown Follow Part Number Key Format



THIRD ANGLE PROJECTION	
DO NOT SCALE DRAWING	
DRAWING IS SUBJECT TO CHANGE WITHOUT NOTICE	
DIMENSIONS: INCHES [METRIC]	
UNLESS OTHERWISE SPECIFIED TOLERANCES ARE ±.005 [0.13] ANGLES ARE ± 1°	
SHEET NO. 1 OF 1	

 11118 Susquehanna Trail South Glen Rock, PA 17327-9199 (717) 235-7512 <a href="http://www.stewartconnector.com">http://www.stewartconnector.com</a>	<b>Cable Assembly, USB 3.0, Type A/M - Type A/M, Black</b>	
	DRN BY: KAC APPD BY: JRC DWG NO. CT999148	DATE 08/24/17 DATE 08/31/17 REV. A1

ASSEMBLY FORMAT REV. 6/3/05