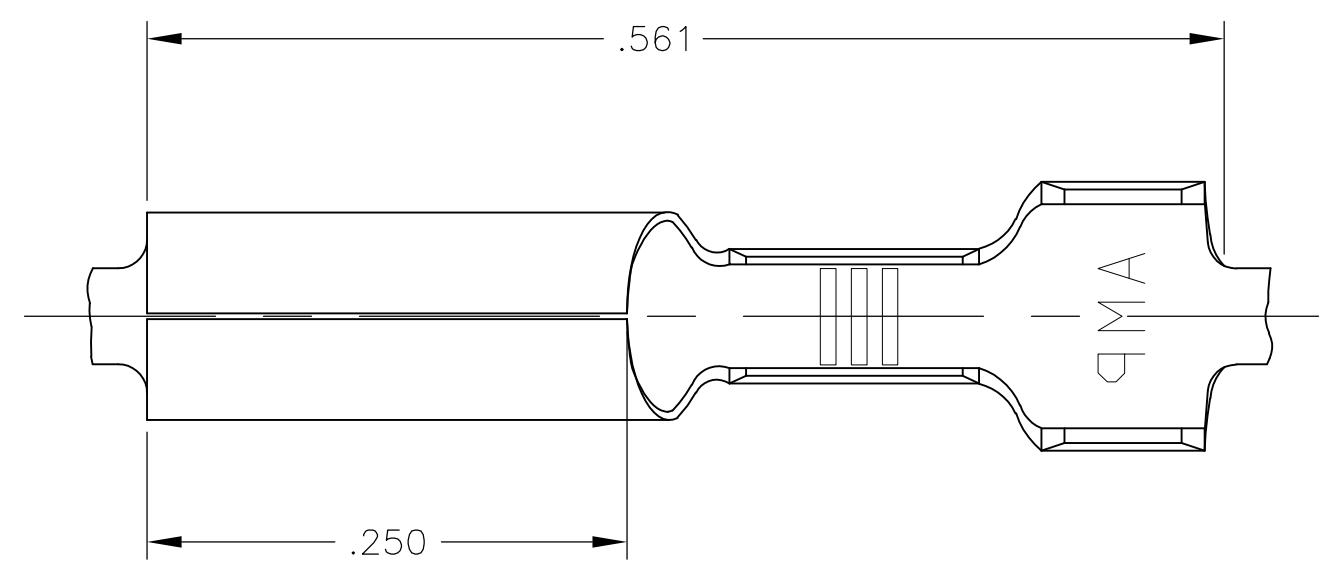
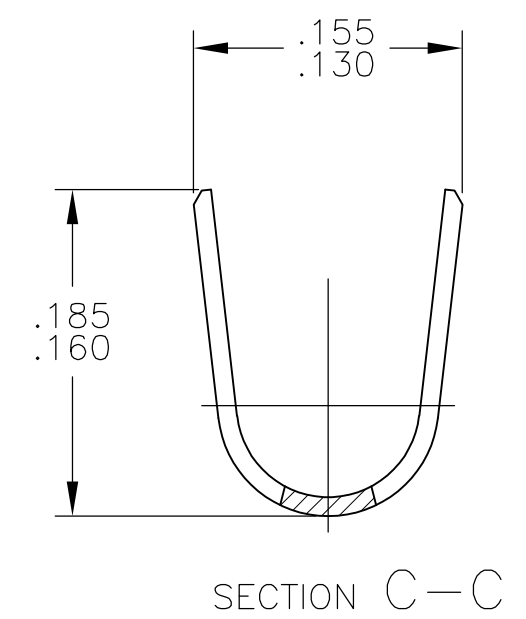
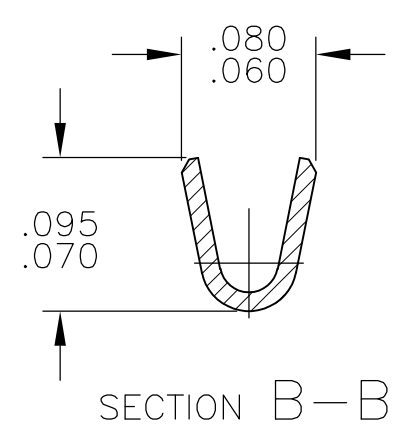
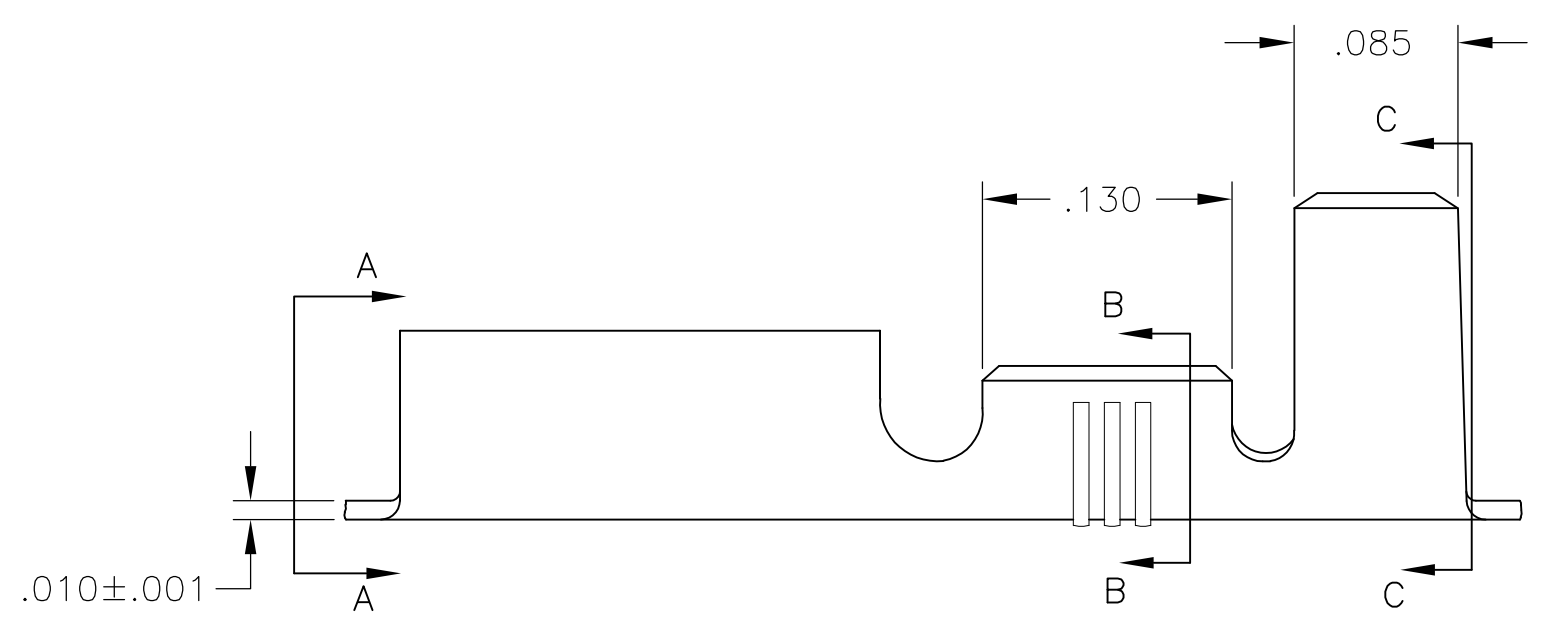
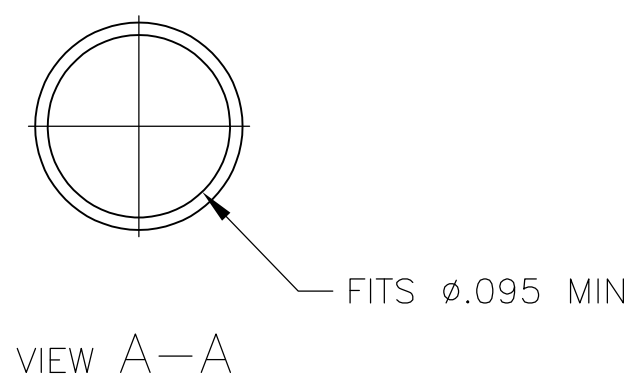


THIS DRAWING IS UNPUBLISHED. RELEASED FOR PUBLICATION
 © COPYRIGHT BY TYCO ELECTRONICS CORPORATION. ALL INTERNATIONAL RIGHTS RESERVED.

LOC	DIST	REVISIONS			
P	LTR	DESCRIPTION	DATE	DWN	APVD
AF	50	B1	REDRAWN PER ECR-08-032847	09FEB09	HMR JR



- 1 MAX. OUT OF ROUND CONDITION TO BE .008 T.I.R
- 2 WIRE RANGE: #24 - #20
INSULATION RANGE: .090 - .130



OBSOLETE	TIN	60469-2
	NONE	60469-1
	FINISH	PART NO.

THIS DRAWING IS A CONTROLLED DOCUMENT.		DWN RAGHAVENDRA 09FEB09	Tyco Electronics Corporation Harrisburg, PA 17105-3608	
DIMENSIONS: INCHES		CHK JEFF RUTH 09FEB09		
TOLERANCES UNLESS OTHERWISE SPECIFIED:		APVD DON DECKER 09FEB09	NAME	
0 PLC ± - 1 PLC ± - 2 PLC ± - 3 PLC ± .015 4 PLC ± - ANGLES ± 1° 0'		PRODUCT SPEC	PIN RECEPTACLE	
MATERIAL BRASS		FINISH SEE TABLE	APPLICATION SPEC	RESTRICTED TO
		WEIGHT -	SIZE A3	CAGE CODE 00779
		CUSTOMER DRAWING	DRAWING NO C-60469	RESTRICTED TO -
		SCALE 10:1	SHEET 1 OF 1	REV B1