

NOTES:

1. MATERIALS AND FINISHES:
 BODY, REAR BODY -BRASS, NICKEL PLATING
 CONTACT - BRASS, GOLD PLATING
 INSULATOR - PTFE
 COUPLING NUT- BRASS, NICKEL PLATING
 CAP- BRASS, NICKEL PLATING
 FERRULE- COPPER, NICKEL PLATING

2. ELECTRICAL:
 A. IMPEDANCE: 50 OHM
 B. FREQUENCY RANGE: DC - 6 GHz

3. MECHANICAL:
 A. DURABILITY: 500 CYCLES MIN.
 B. TEMPERATURE RANGE: -65 C TO +165 C

4. PACKAGING:
 A. QUANTITY: SINGLE PACK
 B. MARKING: BAG TO BE MARKED
 "AMPHENOL RF, 82-6520 AND DATE CODE"

5. RECOMMENDED CABLE ASSEMBLY INSTRUCTIONS:
 A. TRIM CABLE AS SHOWN.
 B. SLIDE FERRULE AND REAR INSULATOR ONTO CABLE.
 C. INSERT CABLE WITH FOIL ENTERING CONNECTOR AND BRAID OVER KNURL.
 D. SOLDER CABLE CENTER CONDUCTOR TO CONTACT.
 E. CRIMP FERRULE OVER BRAID WITH 0.429" HEX DIE.

6. CAP ASSEMBLY INSTRUCTIONS:
 A. ASSEMBLE CAP TO BODY WITH 6-10 IN-LBS TORQUE.

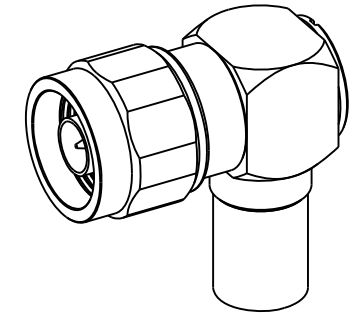
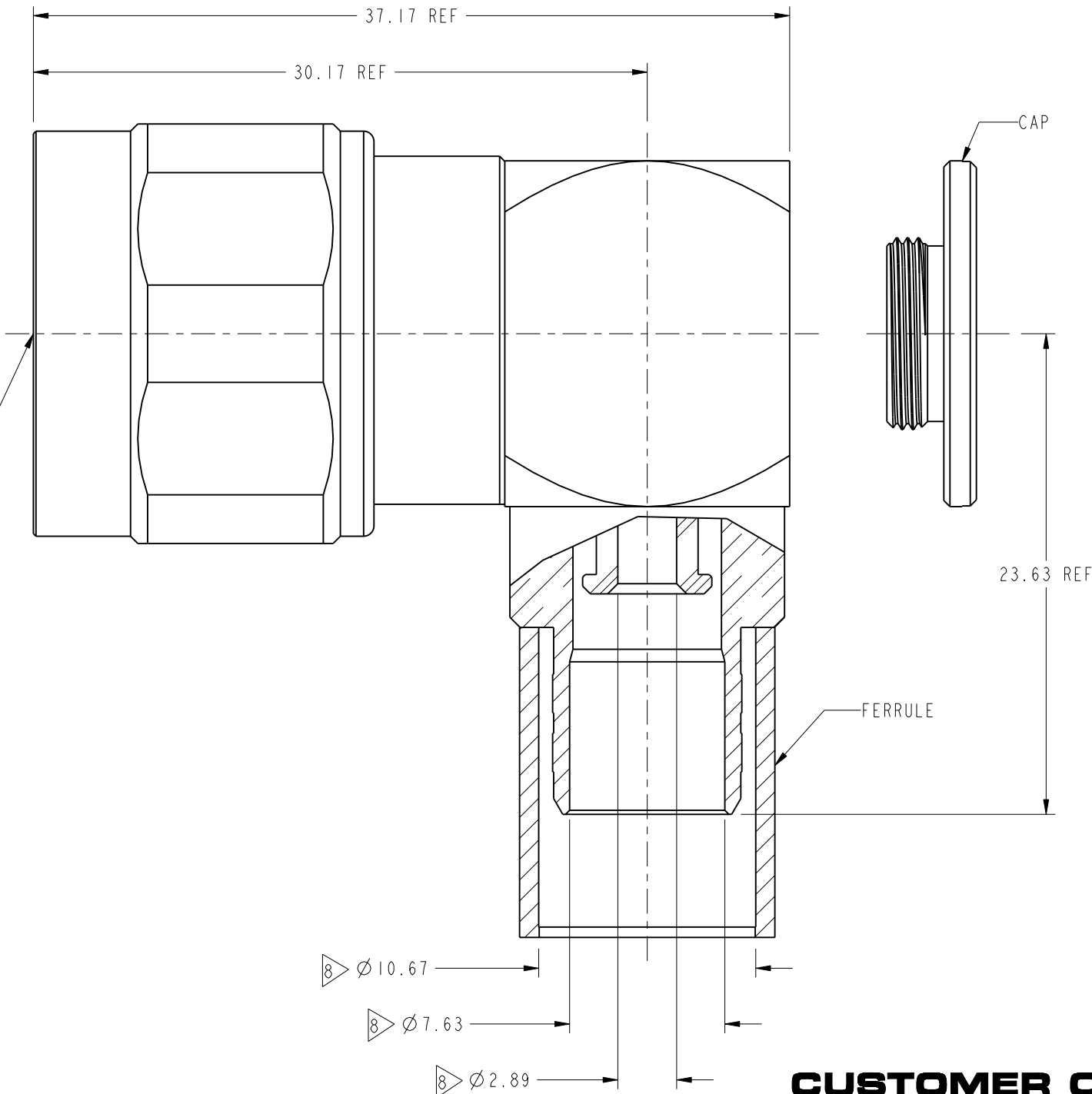
7. RECOMMENDED COUPLING TORQUE : 6-10 IN-LBS.

8. SHOWS CABLE ENTRY DIMENSIONS.

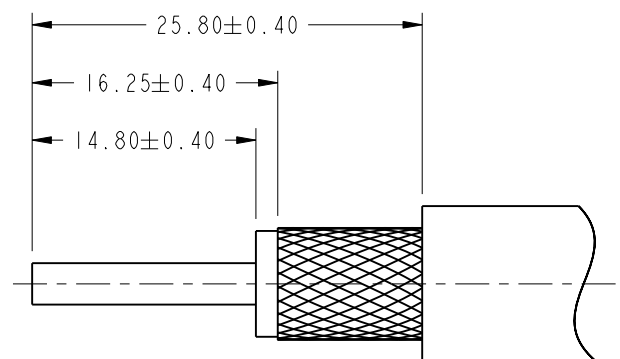
THIRD ANGLE PROJ.

REVISIONS

REV	DESCRIPTION	DATE	ECO	APPR
A	RELEASE TO MFG	01-Feb-12	48912	RM
B	REMOVED C0.5 FROM CABLE STRIPPING DIMENSIONS	21-Mar-12	49003	SH
C	PLATING OF CONTACT PIN WAS CHANGED	18-Jun-12	49127	SH



SCALE 1.000



RECOMMENDED CABLE STRIPPING DIMENSIONS

CUSTOMER OUTLINE DRAWING

ALL OTHER SHEETS ARE FOR INTERNAL USE ONLY

UNLESS OTHERWISE SPECIFIED, DIMENSIONS ARE IN METRIC AND TOLERANCES ARE: <0.5mm ±0.05mm 0.5 - 6mm ±0.1mm 6 - 30mm ±0.2mm 30 - 120mm ±0.3mm ANGLES ±1°	MATERIAL	DRAWN T. DENG	DATE 18-Jun-12	TITLE N PLUG R/A FOR LMR-400-CABLE	Amphenol RF Danbury CT USA, Tainan, Taiwan, Shenzhen, China www.amphenolrf.com
	REFERENCE EAR # 4180	ENGINEER M. NAPLES	DATE 10/25/11		
NOTICE - These drawings, specifications, or other data (1) are, and remain the property of Amphenol corp. (2) must be returned upon request; and (3) are confidential and not to be disclosed to any person other than those to whom they are given by Amphenol Corp. the finishing of these drawings, specifications, or other data by Amphenol Corp., or to any other person to anyone for any purpose is not to be regarded by implication or otherwise in any manner licensing, granting rights to permitting such holder or any other person to manufacture, use or sell any product, process or design, patented or otherwise, that may in any way be related to or disclosed by said drawings, specifications, or other data.	CONFIGURATION LEVEL:	APPROVED S. SHIEH	DATE 18-Jun-12	SCALE: 3.5:1.0 SHEET 2 OF 2	ITEM NO. 82-6520
	FINISH	CAD FILE	DWG SIZE B		REV C