


## Printed-circuit board connector - QC 1/ 9-STF-5,08 - 1883420

Please be informed that the data shown in this PDF Document is generated from our Online Catalog. Please find the complete data in the user's documentation. Our General Terms of Use for Downloads are valid (<http://phoenixcontact.com/download>)

Plug component, Nominal current: 10 A, Rated voltage (III/2): 630 V, Number of positions: 9, Pitch: 5.08 mm, Connection method: Insulation displacement connection QUICKON, Color: green, Contact surface: Tin



The figure shows a 10-position version of the product

### Product Features

- Reduced wiring time since conductor pretreatment is no longer necessary
- Connection according to EN 60352-4
- Integrated 1.2 mm Ø test connection
- For stranded conductors with PVC or PE insulation
- Bus plug version



### Key commercial data

Packing unit	1 pc
Minimum order quantity	50 pc
Weight per Piece (excluding packing)	16.65 GRM
Custom tariff number	85366990
Country of origin	Germany

### Technical data

#### Dimensions

Pitch	5.08 mm
Dimension a	40.64 mm

#### General

Range of articles	QC 1/..-STF
Insulating material group	I
Rated surge voltage (III/3)	6 kV
Rated surge voltage (III/2)	6 kV

# Printed-circuit board connector - QC 1/ 9-STF-5,08 - 1883420

## Technical data

### General

Rated surge voltage (II/2)	6 kV
Rated voltage (III/3)	500 V
Rated voltage (III/2)	630 V
Rated voltage (II/2)	1000 V
Connection in acc. with standard	EN-VDE
Nominal current I <sub>N</sub>	10 A
Nominal cross section	1 mm <sup>2</sup>
Maximum load current	10 A (with 1 mm <sup>2</sup> conductor cross section)
Insulating material	PA
Inflammability class according to UL 94	V0
Number of positions	9

### Connection data

Conductor cross section stranded min.	0.5 mm <sup>2</sup>
Conductor cross section stranded max.	1 mm <sup>2</sup>
Conductor cross section AWG/kcmil min.	20
Conductor cross section AWG/kcmil max	18
Minimum AWG according to UL/CUL	22
Maximum AWG according to UL/CUL	18
Wire diameter incl. insulation	2.5 mm

## Classifications

### eCl@ss

eCl@ss 4.0	272607xx
eCl@ss 4.1	27260701
eCl@ss 5.0	27260701
eCl@ss 5.1	27260701
eCl@ss 6.0	27260704
eCl@ss 7.0	27440402
eCl@ss 8.0	27440309

### ETIM

ETIM 3.0	EC001121
ETIM 4.0	EC002638
ETIM 5.0	EC002638

# Printed-circuit board connector - QC 1/ 9-STF-5,08 - 1883420

## Classifications

### UNSPSC

UNSPSC 6.01	30211810
UNSPSC 7.0901	39121409
UNSPSC 11	39121409
UNSPSC 12.01	39121409
UNSPSC 13.2	39121409

## Approvals

### Approvals


#### Approvals


UL Recognized / VDE Gutachten mit Fertigungsüberwachung / cUL Recognized / GOST / IEC60335-1 / GOST / CCA / cULus Recognized

#### Ex Approvals

#### Approvals submitted

## Approval details

UL Recognized 		
	B	D
mm <sup>2</sup> /AWG/kcmil	22-18	22-18
Nominal current I <sub>N</sub>	10 A	10 A
Nominal voltage U <sub>N</sub>	300 V	300 V

VDE Gutachten mit Fertigungsüberwachung 	
mm <sup>2</sup> /AWG/kcmil	0.75-1
Nominal current I <sub>N</sub>	10 A
Nominal voltage U <sub>N</sub>	250 V

# Printed-circuit board connector - QC 1/ 9-STF-5,08 - 1883420

## Approvals

cUL Recognized

	B	D
mm <sup>2</sup> /AWG/kcmil	22-18	22-18
Nominal current I <sub>N</sub>	10 A	10 A
Nominal voltage U <sub>N</sub>	300 V	300 V

GOST

IECEE CB Scheme

mm <sup>2</sup> /AWG/kcmil	0.75-1
Nominal current I <sub>N</sub>	10 A
Nominal voltage U <sub>N</sub>	250 V

GOST

CCA

mm <sup>2</sup> /AWG/kcmil	0.75-1
Nominal current I <sub>N</sub>	10 A
Nominal voltage U <sub>N</sub>	250 V

cULus Recognized

## Drawings

# Printed-circuit board connector - QC 1/ 9-STF-5,08 - 1883420

Dimensioned drawing

