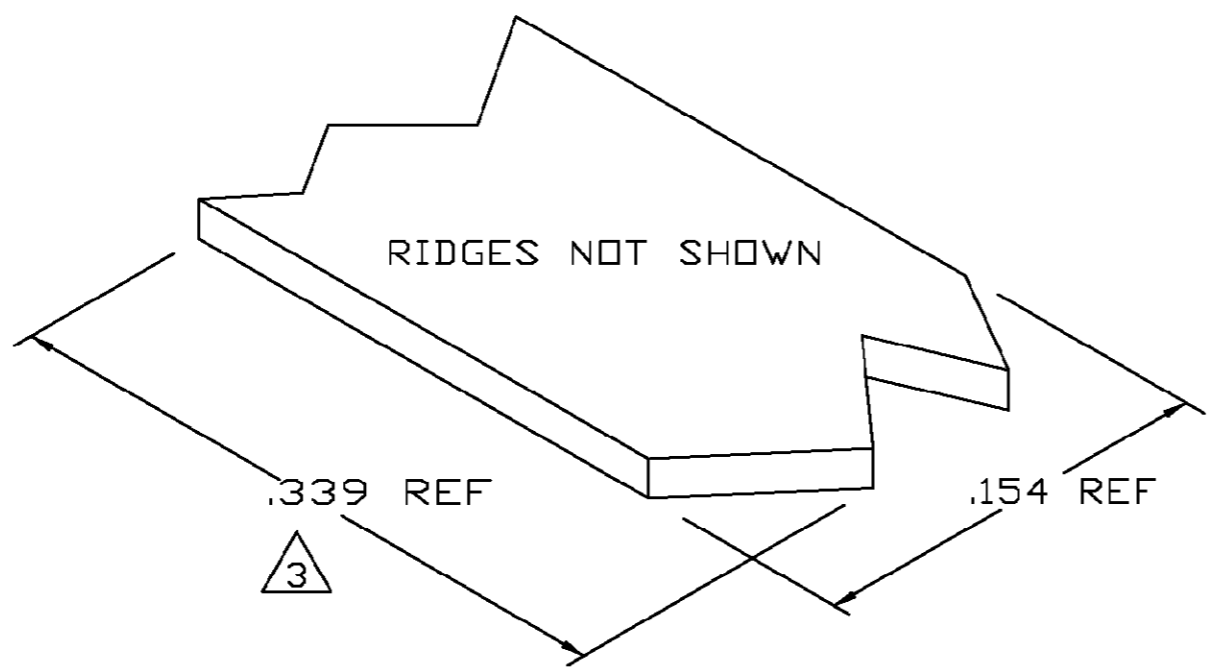
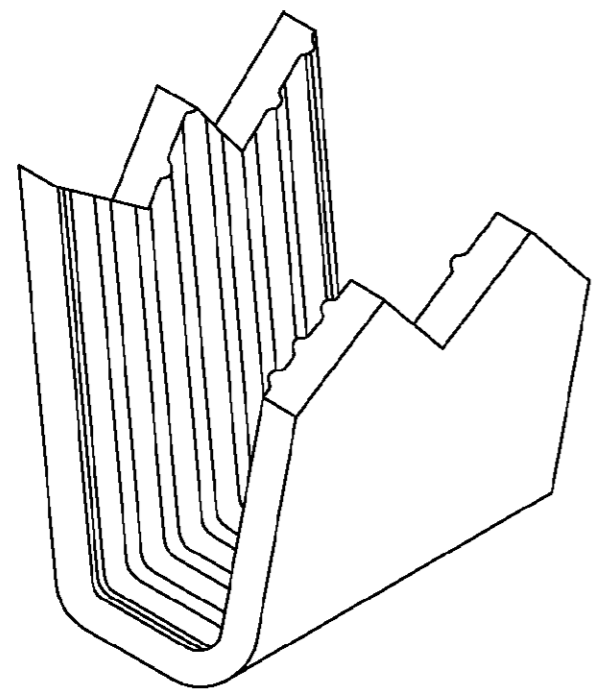


THIS DRAWING IS UNPUBLISHED. RELEASED FOR PUBLICATION  
 © COPYRIGHT BY TYCO ELECTRONICS CORPORATION. ALL RIGHTS RESERVED.

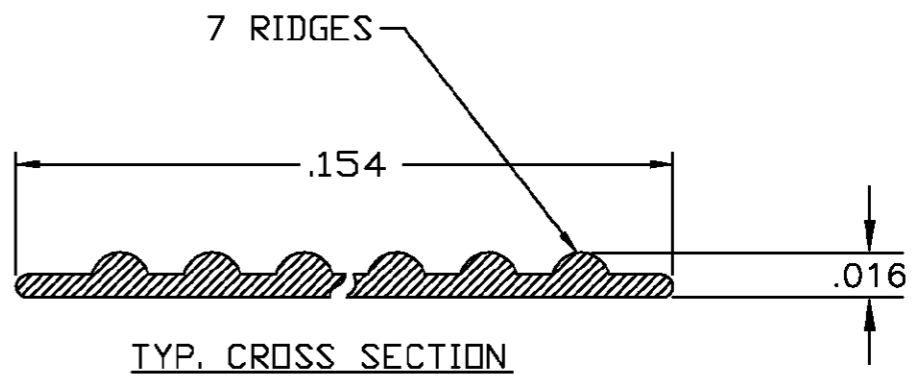
LOC	DIST	REVISIONS			
P	LTR	DESCRIPTION	DATE	DWN	APVD
	0	TRANSFERED TO TYCO FORMAT	21AUG02	MF	EH



- 1 CRIMPBAND MATERIAL PROVIDED IN CONTINUOUS STRIP.
  - 2 REFERENCE DESCRIPTIVE PART NUMBER L076D16B.
- 3 BLANK LENGTH DETERMINED BY 076 TOOLSET.



PARTIAL FORMED VIEW (REF)  
 FORMED BY APPLICATION TOOLING



1601657-1  
 PART NUMBER

THIS DRAWING IS A CONTROLLED DOCUMENT.		DWN MICHAEL S. FEHER 21AUG2002	<b>tyco</b> Tyco Electronics Corporation													
DIMENSIONS: INCHES		CHK EDWARD HOWARD 18APR2002	<b>Electronics</b> Harrisburg, PA 17105-3608													
TOLERANCES UNLESS OTHERWISE SPECIFIED:		APVD EDWARD HOWARD 18APR2002	NAME -													
<table border="0"> <tr><td>0 PLC</td><td>± -</td></tr> <tr><td>1 PLC</td><td>± -</td></tr> <tr><td>2 PLC</td><td>± -</td></tr> <tr><td>3 PLC</td><td>± .005</td></tr> <tr><td>4 PLC</td><td>± -</td></tr> <tr><td>ANGLES</td><td>± -</td></tr> </table>		0 PLC	± -	1 PLC	± -	2 PLC	± -	3 PLC	± .005	4 PLC	± -	ANGLES	± -	PRODUCT SPEC -	CRIMPBAND, RTM	
0 PLC	± -															
1 PLC	± -															
2 PLC	± -															
3 PLC	± .005															
4 PLC	± -															
ANGLES	± -															
MATERIAL UNS C26000 BRASS		APPLICATION SPEC -	SIZE A3	CAGE CODE 00779	DRAWING NO C-1601657											
FINISH NONE		WEIGHT -	RESTRICTED TO -													
CUSTOMER DRAWING			SCALE 1:1	SHEET 1 OF 1	REV 0											