

TELECOMMUNICATION COUPLING MINIATURE ENCAPSULATED TRANSFORMER DESIGNED TO OPERATE 40mW MAX IN PRIMARY AND REFLECT A PRIMARY SOURCE IMPEDANCE OF APPROXIMATELY 10KΩCT WITH 2KΩCT LOAD ON SECONDARY.

A. Electrical Specifications (@ 20 ° C)

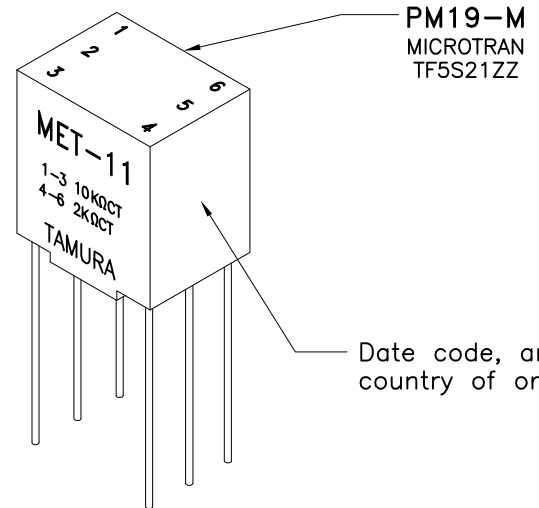
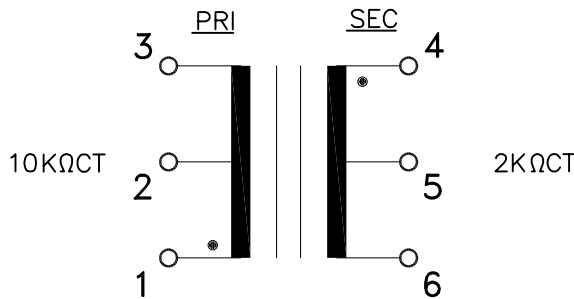
1. Pri Source Impedance; 10KΩ CT
2. Sec Load Impedance; 2KΩ CT
3. Pri DC Current; 1 mA MAX
4. Operating Level; 40 mW MAX @ 300 Hz
5. Frequency Response (relative to 1 KHz); ±2.0 dB, @ 300 Hz to 100 KHz
6. Longitudinal Balance; 60 dB MIN @ 1 KHz
7. DC Resistance;
  - (1-3) 1000Ω ±20%
  - (4-6) 300Ω ±20%
8. Turns Ratio; (1-3) : (4-6) = 2.23 : 1 ±2%
9. Dielectric Strength; 500 Vrms 0.5 minute @ Pri - Sec

B. Marking; MET-11, TAMURA, Primary and Secondary Impedence, PM19-M, MICROTRAN, TF5S21ZZ, Date code, and Country of origin



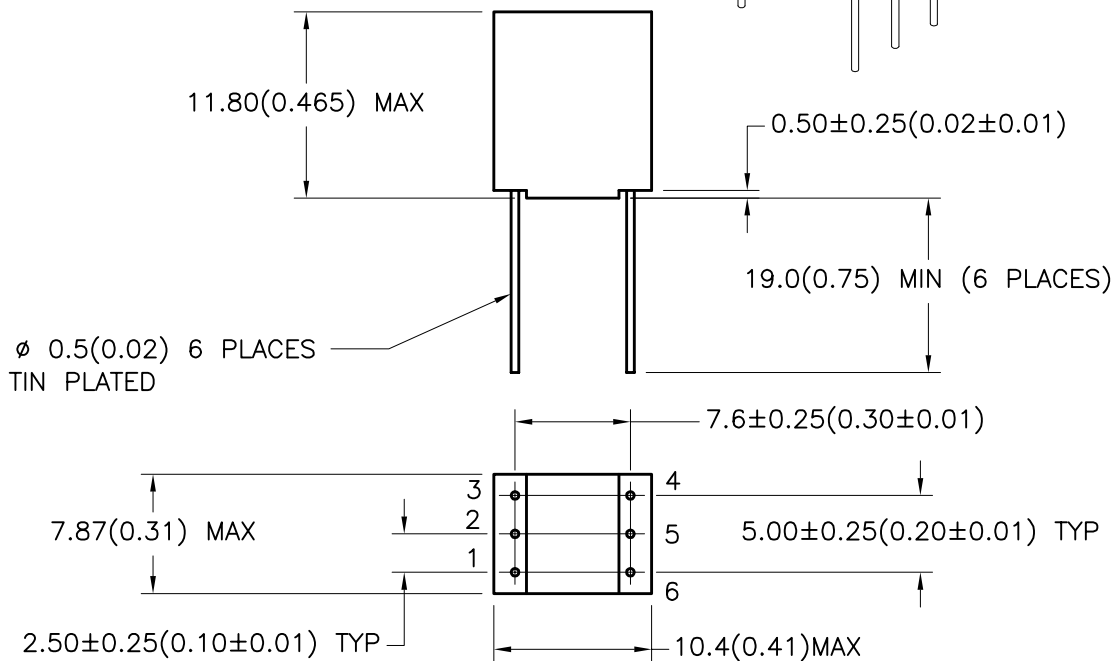
MODEL NUMBER  
**MET-11**

C. Schematic Diagram



Date code, and country of origin

D. Mechanical Specifications



TOLERANCES (mm)	
≤ 4	± 0.2
4 ≤ 20	± 0.3
20 ≤ 50	± 0.4

PREPARED BY:  
K. BRENNAN

ENGINEER:  
M. PITCHAI

QUALITY CONTROL:  
T. CLEM

APPROVED:  
Y. SEKIGUCHI

DWG CONTROL NO. P-A1-10285  
ACAD\MET\A1102851.DWG

REV B  
AUDIO COUPLING  
MINIATURE ENCAPSULATED TRANSFORMER

**TAMURA CORPORATION OF AMERICA**  
43352 BUSINESS PARK DRIVE, TEMECULA, CA. 92590-6624  
(951) 699-1270 FAX 9516769482

**MET-11**  
MODEL SPECIFICATION  
DIM: mm(In) SCL: 2/1 SH: 1 OF 1

PROPRIETARY NOTICE: THIS DRAWING PRINT OR DOCUMENT AND SUBJECT MATTER DISCLOSED HEREIN ARE PROPRIETARY ITEMS TO WHICH TAMURA RETAINS THE EXCLUSIVE RIGHT OF DISSEMINATION, REPRODUCTION, MANUFACTURE AND SALE. THIS DRAWING, PRINT OR DOCUMENT IS SUBMITTED IN CONFIDENCE FOR CONSIDERATION BY THE RECIPIENT ALONE UNLESS PERMISSION FOR FURTHER DISCLOSURE IS EXPRESSLY GRANTED IN WRITING.