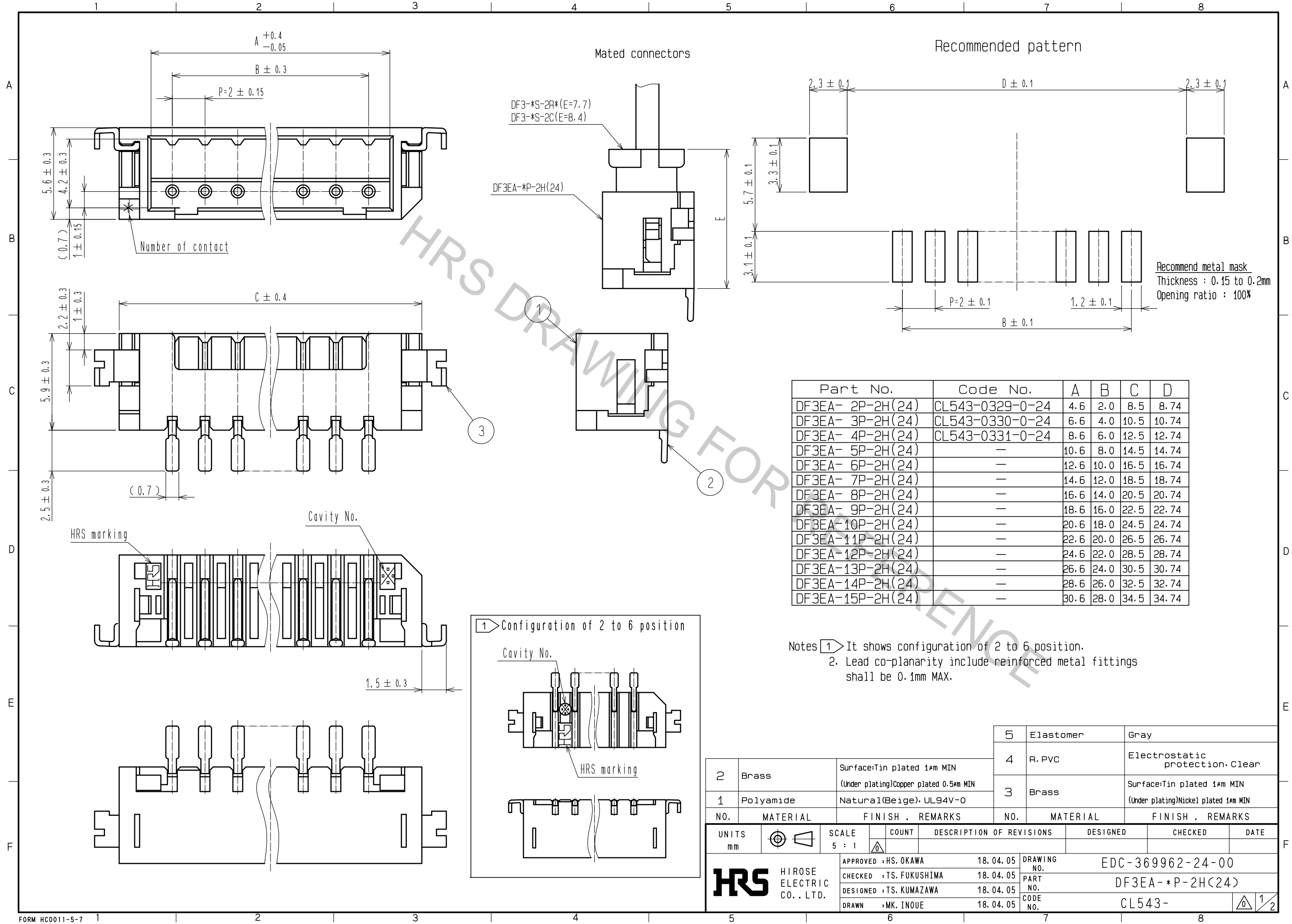


Aug.1.2018 Copyright 2018 HIROSE ELECTRIC CO., LTD. All Rights Reserved.
 In case that the application demands a high level of reliability, such as automotive,
 please contact a company representative for further information.



Part No.	Code No.	A	B	C	D
DF3EA- 2P-2H(24)	CL543-0329-0-24	4.6	2.0	8.5	8.74
DF3EA- 3P-2H(24)	CL543-0330-0-24	6.6	4.0	10.5	10.74
DF3EA- 4P-2H(24)	CL543-0331-0-24	8.6	6.0	12.5	12.74
DF3EA- 5P-2H(24)	—	10.6	8.0	14.5	14.74
DF3EA- 6P-2H(24)	—	12.6	10.0	16.5	16.74
DF3EA- 7P-2H(24)	—	14.6	12.0	18.5	18.74
DF3EA- 8P-2H(24)	—	16.6	14.0	20.5	20.74
DF3EA- 9P-2H(24)	—	18.6	16.0	22.5	22.74
DF3EA-10P-2H(24)	—	20.6	18.0	24.5	24.74
DF3EA-11P-2H(24)	—	22.6	20.0	26.5	26.74
DF3EA-12P-2H(24)	—	24.6	22.0	28.5	28.74
DF3EA-13P-2H(24)	—	26.6	24.0	30.5	30.74
DF3EA-14P-2H(24)	—	28.6	26.0	32.5	32.74
DF3EA-15P-2H(24)	—	30.6	28.0	34.5	34.74

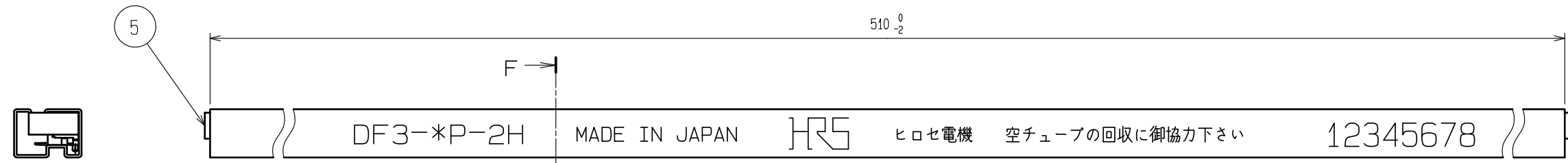
Notes ① It shows configuration of 2 to 6 position.
 ② Lead co-planarity include reinforced metal fittings shall be 0.1mm MAX.

NO.	MATERIAL	FINISH .	REMARKS	NO.	MATERIAL	FINISH .	REMARKS
2	Brass	Surface: Tin plated 1μm MIN (Under plating) Copper plated 0.5μm MIN		5	Elastomer		Gray
1	Polyamide	Natural(Beige), UL94V-0		4	R. PVC		Electrostatic protection, Clear
				3	Brass	Surface: Tin plated 1μm MIN (Under plating) Nickel plated 1μm MIN	

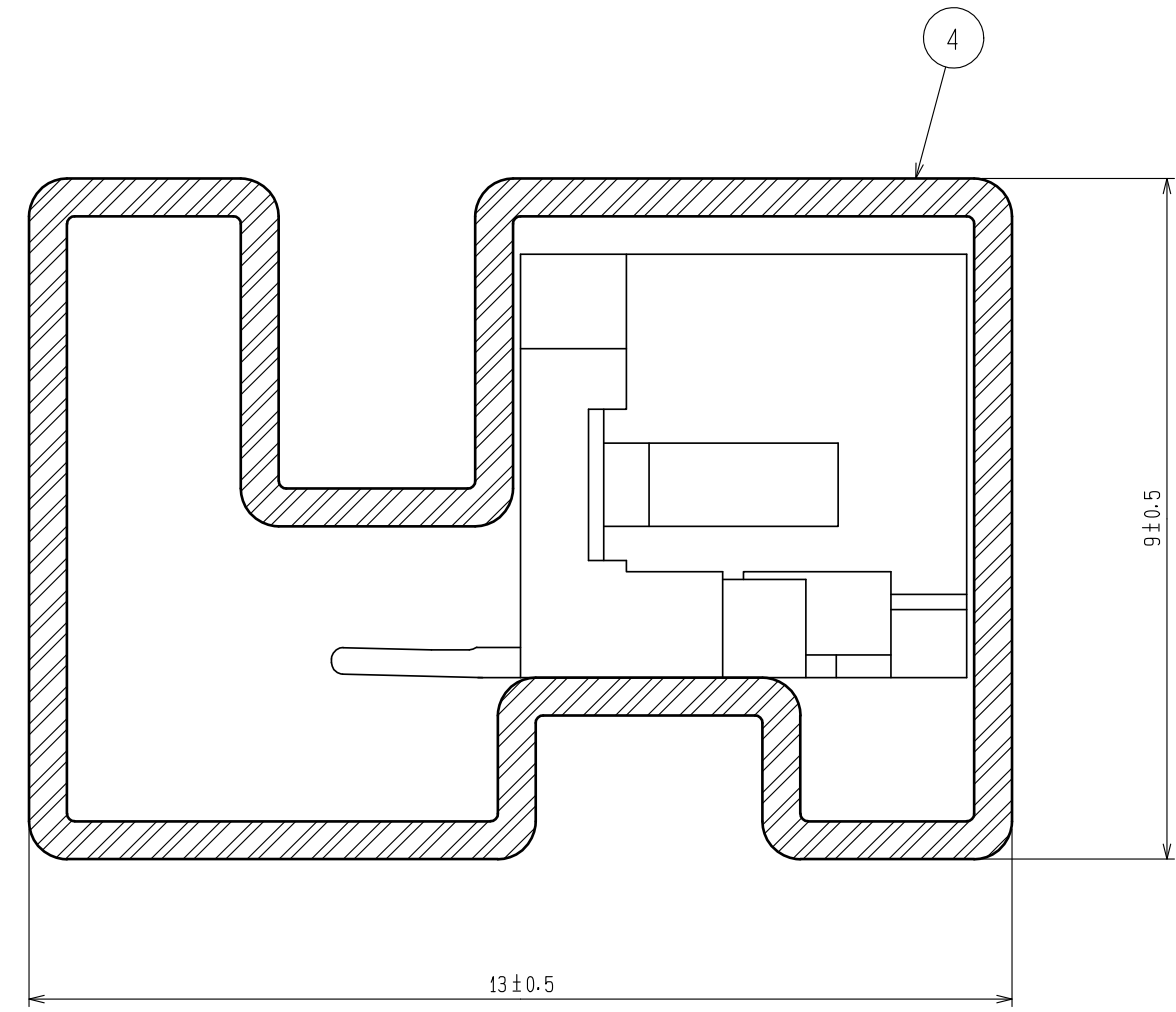
UNITS	SCALE	COUNT	DESCRIPTION OF REVISIONS	DESIGNED	CHECKED	DATE
mm	5 : 1	△				

APPROVED : HS. OKAWA	18.04.05	DRAWING NO.	EDC-369962-24-00
CHECKED : TS. FUKUSHIMA	18.04.05	PART NO.	DF3EA-*P-2H(24)
DESIGNED : TS. KUMAZAWA	18.04.05	CODE NO.	CL543-
DRAWN : MK. INOUE	18.04.05		

Aug.1.2018 Copyright 2018 HIROSE ELECTRIC CO., LTD. All Rights Reserved.
 In case that the application demands a high level of reliability, such as automotive,
 please contact a company representative for further information.



F-F (10:1)



Notes 3. Number of connectors per a magazine case shall be in accordance with the list.
 4. These connectors shall be on sale in accordance with the multiple quantity on the list.

Part No.	Code No.	Number of connectors
DF3EA- 2P-2H(24)	CL543-0329-0-24	41
DF3EA- 3P-2H(24)	CL543-0330-0-24	34
DF3EA- 4P-2H(24)	CL543-0331-0-24	30
DF3EA- 5P-2H(24)	—	26
DF3EA- 6P-2H(24)	—	23
DF3EA- 7P-2H(24)	—	21
DF3EA- 8P-2H(24)	—	19
DF3EA- 9P-2H(24)	—	18
DF3EA-10P-2H(24)	—	17
DF3EA-11P-2H(24)	—	15
DF3EA-12P-2H(24)	—	14
DF3EA-13P-2H(24)	—	14
DF3EA-14P-2H(24)	—	13
DF3EA-15P-2H(24)	—	12

HRS	DRAWING NO.	EDC-369962-24-00
	PART NO.	DF3EA-*P-2H(24)
	CODE NO.	CL543-