

# SMD Schottky Barrier Diode



SMD Diodes Specialist

## CDBUR40(RoHS Device)

$I_o = 200 \text{ mA}$   
 $V_R = 40 \text{ Volts}$

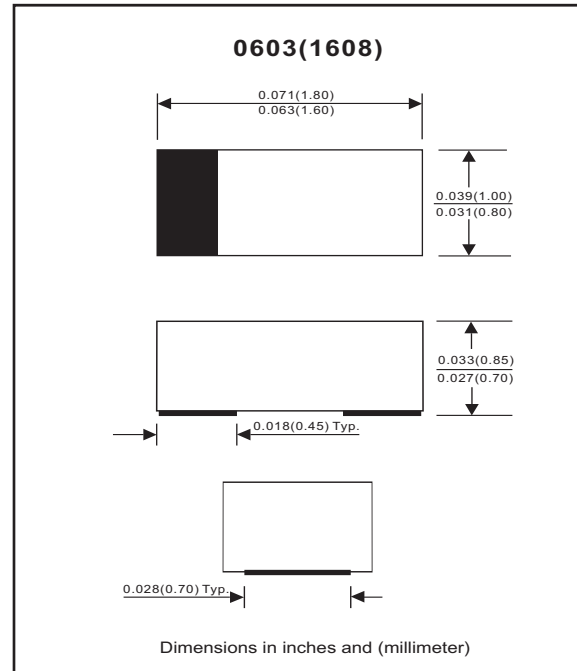


### Features

- Low forward voltage.
- Designed for mounting on small surface.
- Extremely thin / leadless package.
- Majority carrier conduction.

### Mechanical data

- Case: 0603(1608) standard package, molded plastic.
- Terminals: Gold plated, solderable per MIL-STD-750, method 2026.
- Polarity: Indicated by cathode band.
- Marking code: BC
- Mounting position: Any
- Weight: 0.003 gram(approx.).



### Maximum Rating (at $T_A=25^\circ\text{C}$ unless otherwise noted)

| Parameter                         | Conditions   | Symbol       | Min | Typ | Max  | Unit             |
|-----------------------------------|--|--------------|-----|-----|------|------------------|
| Peak reverse voltage              |  | $V_{RM}$     |     |     | 40   | V                |
| Reverse voltage                   |  | $V_R$        |     |     | 40   | V                |
| RMS reverse voltage               |  | $V_{R(RMS)}$ |     |     | 28   | V                |
| Average forward rectified current |  | $I_o$        |     |     | 200  | mA               |
| Forward current,surge peak        | 8.3 ms single half sine-wave superimposed on rate load(JEDEC method) | $I_{FSM}$    |     |     | 0.6  | A                |
| Power dissipation                 |  | $P_D$        |     |     | 150  | mW               |
| Storage temperature               |  | $T_{STG}$    | -65 |     | +125 | $^\circ\text{C}$ |
| Junction temperature              |  | $T_j$        |     |     | +125 | $^\circ\text{C}$ |

### Electrical Characteristics (at $T_A=25^\circ\text{C}$ unless otherwise noted)

| Parameter                     | Conditions  | Symbol   | Min | Typ | Max       | Unit          |
|-------------------------------|---|----------|-----|-----|-----------|---------------|
| Forward voltage               | $I_F = 1 \text{ mA}$<br>$I_F = 40 \text{ mA}$                             | $V_F$    |     |     | 0.38<br>1 | V             |
| Reverse current               | $V_R = 30 \text{ V}$  | $I_R$    |     |     | 0.2       | $\mu\text{A}$ |
| Capacitance between terminals | $f = 1 \text{ MHz}$ , and 0 VDC reverse voltage                           | $C_T$    |     |     | 5         | pF            |
| Reverse recovery time         | $I_F=I_R=10 \text{ mA}$ , $I_{rr}=0.1 \times I_R$ , $R_L=100 \text{ ohm}$ | $T_{rr}$ |     |     | 5         | nS            |

## RATING AND CHARACTERISTIC CURVES (CDBUR40)

Fig. 1 - Forward characteristics

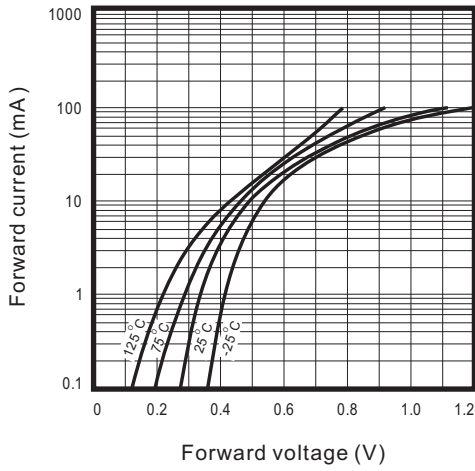


Fig. 2 - Reverse characteristics

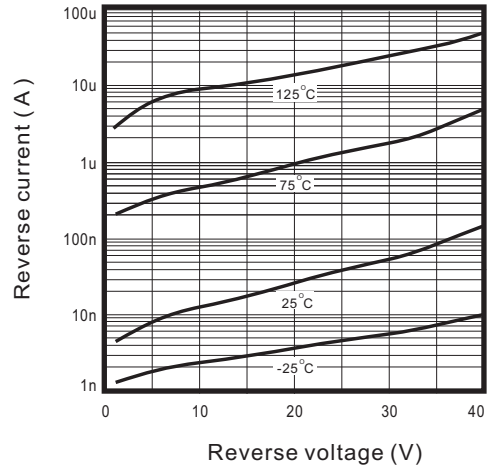


Fig.3 - Capacitance between terminals characteristics

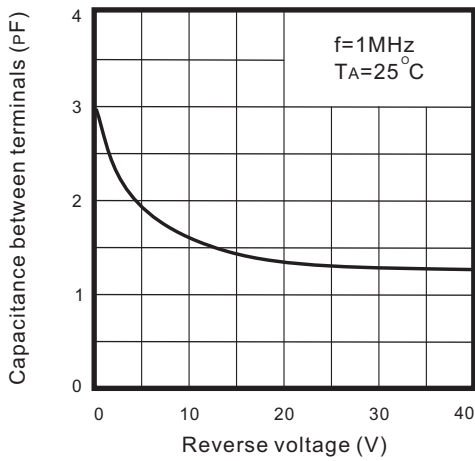
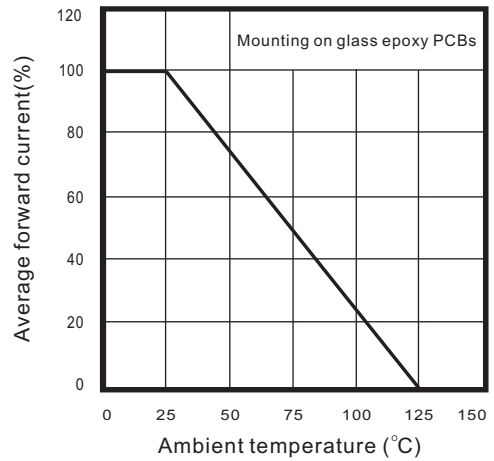


Fig.4 - Current derating curve



## Reel Taping Specification



| UR/0603 | SYMBOL | A             | B             | C             | d             | D            | D <sub>1</sub> | D <sub>2</sub> |
|---------|--------|---------------|---------------|---------------|---------------|--------------|----------------|----------------|
|         | (mm)   | 1.00 ± 0.10   | 1.85 ± 0.10   | 1.00 ± 0.10   | 1.55 ± 0.05   | 178 ± 1      | 60.0 MIN.      | 13.0 ± 0.20    |
|         | (inch) | 0.039 ± 0.004 | 0.073 ± 0.004 | 0.039 ± 0.004 | 0.061 ± 0.002 | 7.008 ± 0.04 | 2.362 MIN.     | 0.512 ± 0.008  |

| UR/0603 | SYMBOL | E             | F             | P             | P <sub>0</sub> | P <sub>1</sub> | T             | W             | W <sub>1</sub> |
|---------|--------|---------------|---------------|---------------|----------------|----------------|---------------|---------------|----------------|
|         | (mm)   | 1.75 ± 0.10   | 3.50 ± 0.05   | 4.00 ± 0.10   | 4.00 ± 0.10    | 2.00 ± 0.05    | 0.23 ± 0.05   | 8.00 ± 0.20   | 13.5 MAX.      |
|         | (inch) | 0.069 ± 0.004 | 0.138 ± 0.002 | 0.157 ± 0.004 | 0.157 ± 0.004  | 0.079 ± 0.004  | 0.009 ± 0.002 | 0.315 ± 0.008 | 0.531 MAX.     |

## Marking Code

| Part Number | Marking Code |
|-------------|--------------|
| CDBUR40     | BC           |



## Suggested PAD Layout

| SIZE | UR/0603 |        |
|------|---------|--------|
|      | (mm)    | (inch) |
| A    | 1.25    | 0.049  |
| B    | 0.60    | 0.024  |
| C    | 1.00    | 0.039  |
| D    | 1.85    | 0.073  |
| E    | 0.65    | 0.026  |



## Standard Package

| Case Type | Qty per Reel | Reel Size |
|-----------|--------------|-----------|
|           | (Pcs)        | (inch)    |
| UR/0603   | 4000         | 7         |