

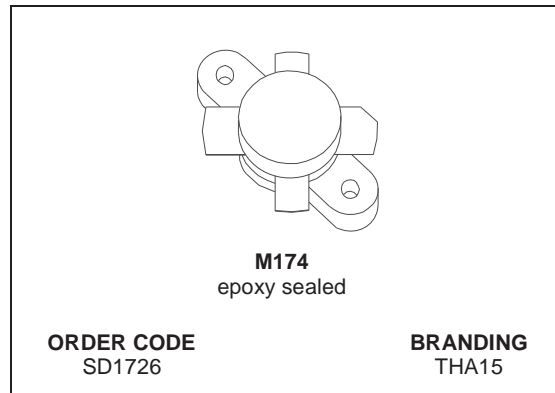


SD1726 (THA15)

RF & MICROWAVE TRANSISTORS HF SSB APPLICATIONS

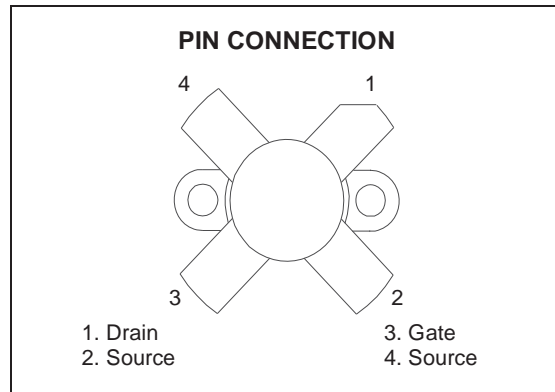
FEATURES

- OPTIMIZED FOR SSB
- 30 MHz
- 50 V
- IMD-30 dB
- COMMON EMITTER
- GOLD METALLIZATION
- $P_{OUT} = 150$ W PEP MIN. WITH 14 dB GAIN



DESCRIPTION

The SD1726 is a 50 V epitaxial silicon NPN planar transistor designed primarily for SSB communications. This device utilizes emitter ballasting to achieve extreme ruggedness under severe operating conditions.



ABSOLUTE MAXIMUM RATINGS ($T_{CASE} = 25\text{ }^{\circ}\text{C}$)

Symbol	Parameter	Value	Unit
V_{CBO}	Collecto-Base Voltage	110	V
V_{CEO}	Collector-Emitter Voltage	55	V
V_{EBO}	Emitter-Base Voltage	4.0	V
I_C	Drain Current	20	A
P_{DISS}	Power Dissipation	318	W
T_j	Max. Operating Junction Temperature	+200	$^{\circ}\text{C}$
T_{STG}	Storage Temperature	-65 to +150	$^{\circ}\text{C}$

THERMAL DATA

$R_{th(j-c)}$	Junction -Case Thermal Resistance at $T_{CASE} = 70\text{ }^{\circ}\text{C}$	0.75	$^{\circ}\text{C/W}$
---------------	--	------	----------------------

SD1726 (THA15)

ELECTRICAL SPECIFICATION ($T_{CASE} = 25\text{ }^{\circ}\text{C}$)

STATIC

Symbol	Test Conditions	Min.	Typ.	Max.	Unit
BV_{CBO}	$I_C = 100\text{ mA}$ $I_E = 0\text{ mA}$	110			V
BV_{CES}	$I_C = 100\text{ mA}$ $V_{BE} = 0\text{ V}$	110			V
BV_{CEO}	$I_C = 100\text{ mA}$ $I_B = 0\text{ mA}$	55			V
BV_{EBO}	$I_E = 10\text{ mA}$ $I_C = 0\text{ mA}$	4.0			V
I_{CEO}	$V_{CE} = 30\text{ V}$ $I_E = 0\text{ mA}$			5	mA
I_{CES}	$V_{CE} = 60\text{ V}$ $I_E = 0\text{ mA}$			5	mA
h_{FE}	$V_{CE} = 6\text{ V}$ $I_C = 1.4\text{ A}$	18		43.5	

DYNAMIC

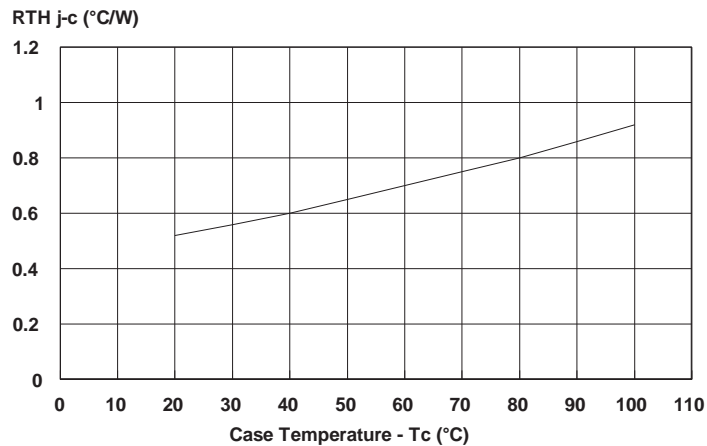
Symbol	Test Conditions	Min.	Typ.	Max.	Unit
P_{OUT}	$V_{CE} = 50\text{ V}$ $I_{CQ} = 100\text{ mA}$ $f = 30\text{ MHz}$	150			W
G_P^*	$V_{CE} = 50\text{ V}$ $I_{CQ} = 100\text{ mA}$ $P_{OUT} = 150\text{ W PEP}$	14			dB
IMD^*	$V_{CE} = 50\text{ V}$ $I_{CQ} = 100\text{ mA}$ $P_{OUT} = 150\text{ W PEP}$			-30	dBc
η_D^*	$V_{CE} = 50\text{ V}$ $I_{CQ} = 100\text{ mA}$ $P_{OUT} = 150\text{ W PEP}$	37			%
GOB	$V_{CB} = 50\text{ V}$ $f = 1\text{ MHz}$			220	pF

Note: The SD1726 is also usable in Class A at 40 V. Typical performance is:

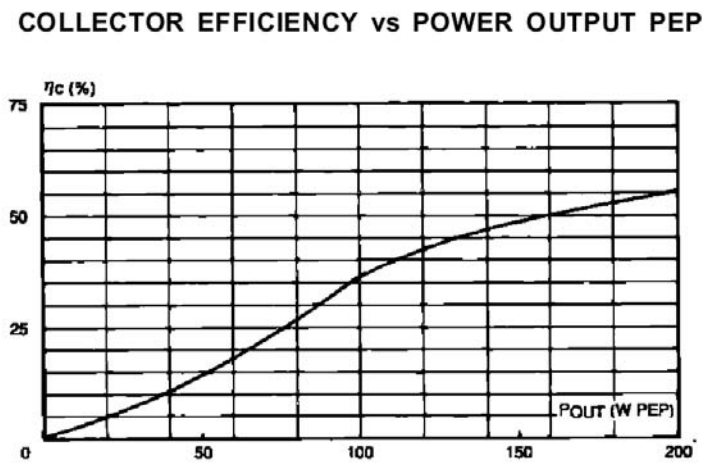
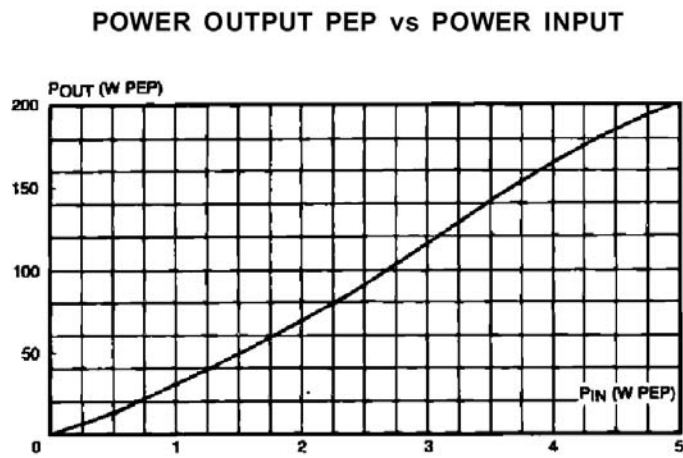
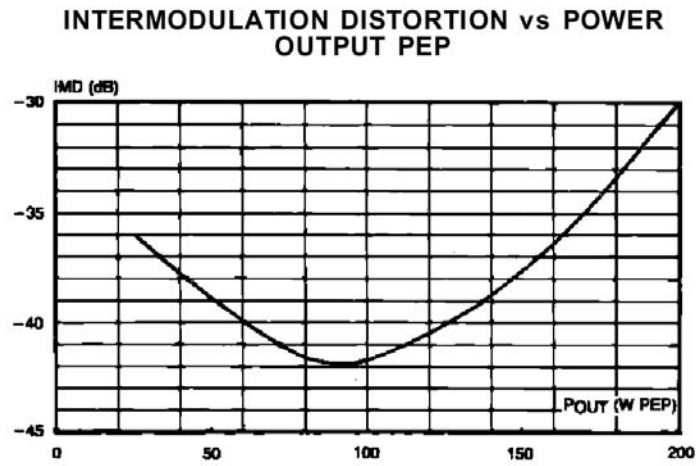
$P_{OUT} = 30\text{ W PEP}$, $G_P = 14\text{ dB}$, $IMD = -40\text{ dBc}$

* $f_1 = 30.00\text{ MHz}$; $f_2 = 30.001\text{ MHz}$

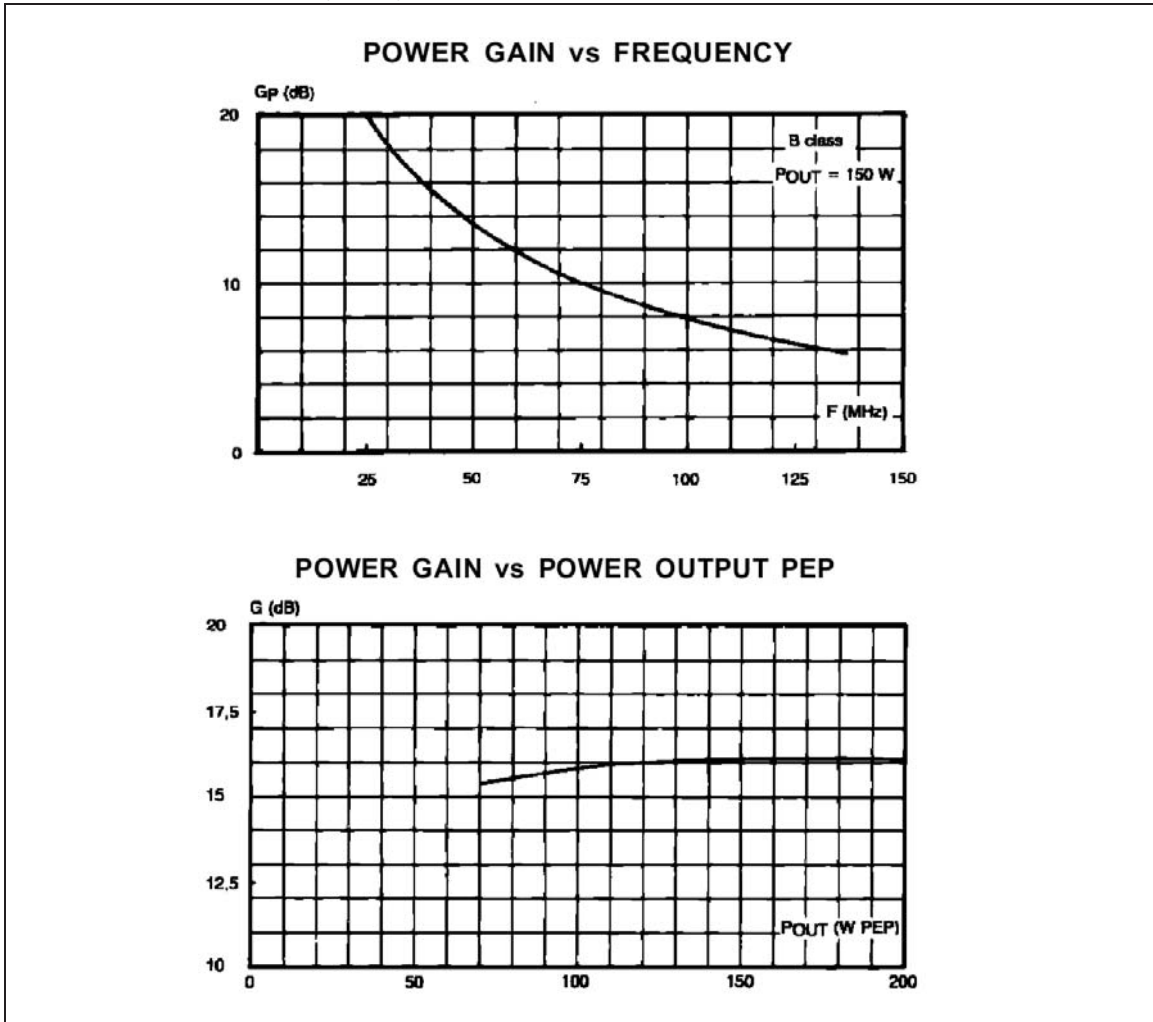
Thermal Resistance versus Case Temperature



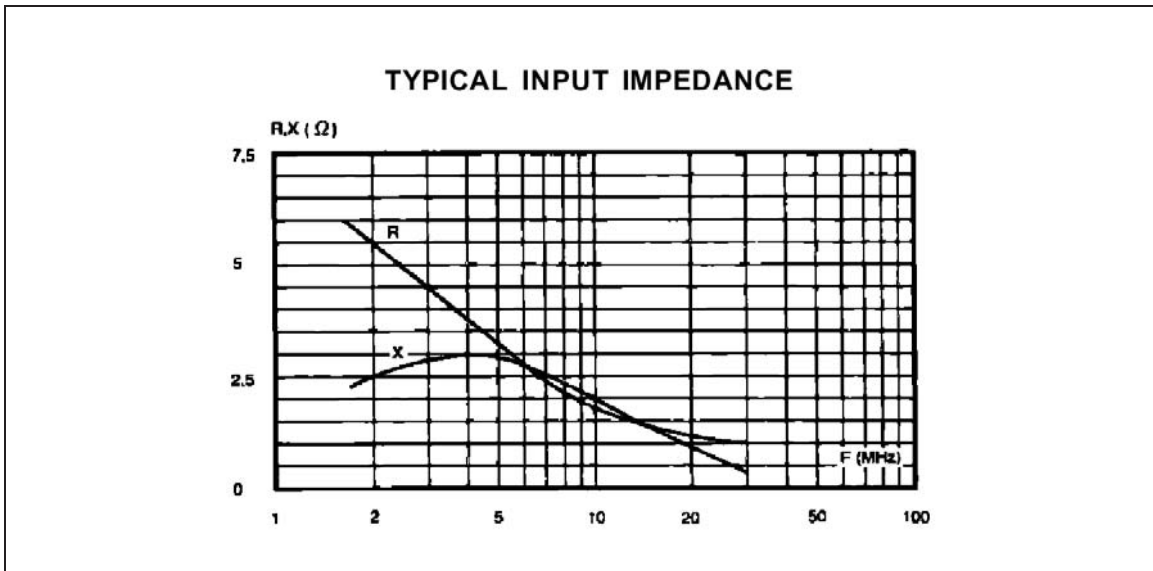
TYPICAL PERFORMANCE



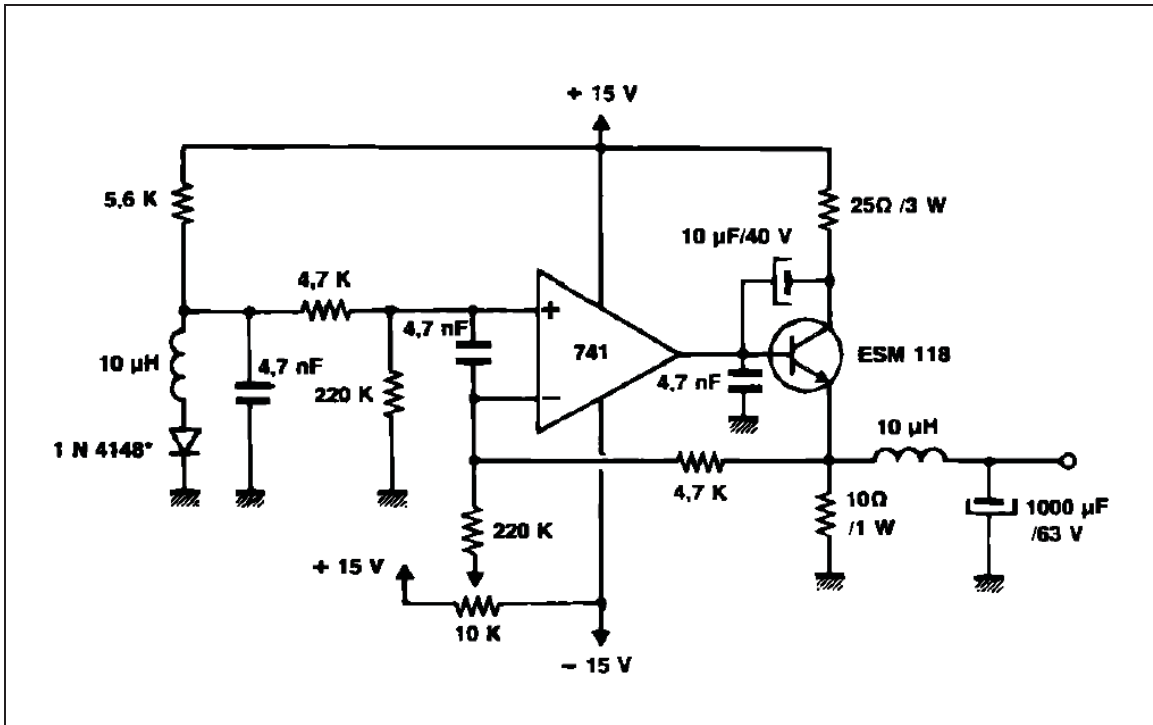
TYPICAL PERFORMANCE (cont'd)



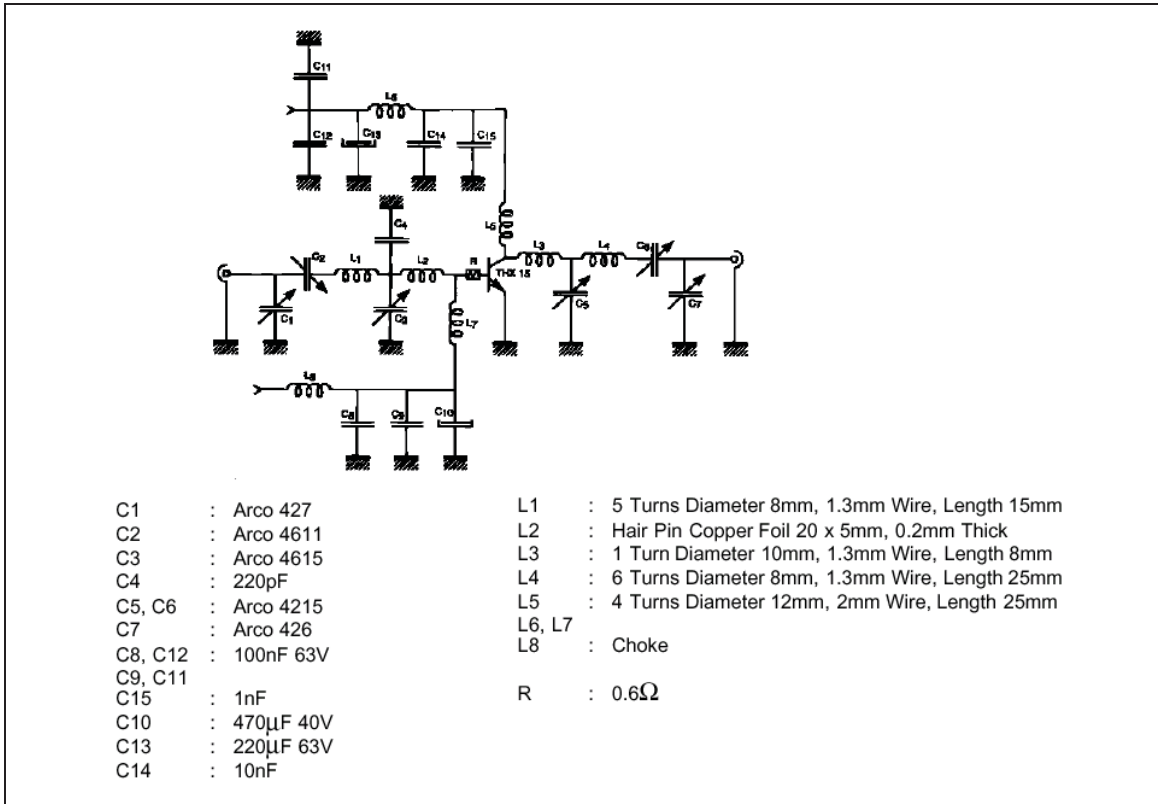
IMPEDENCE DATA



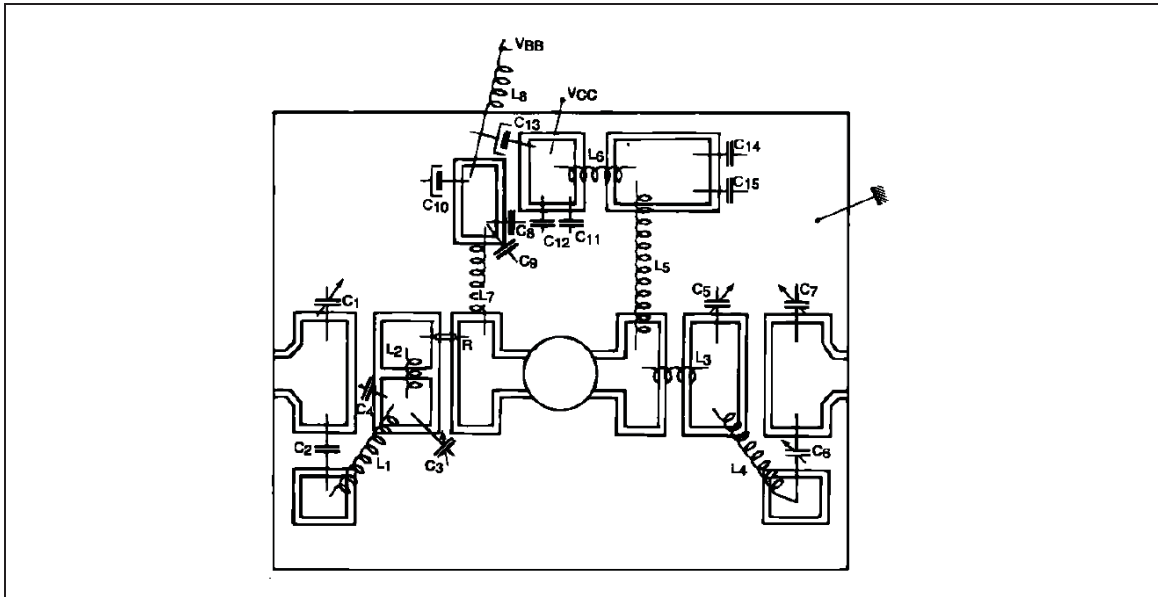
BIAS CIRCUIT



TEST CIRCUIT - CLASS AB - 30 MHz

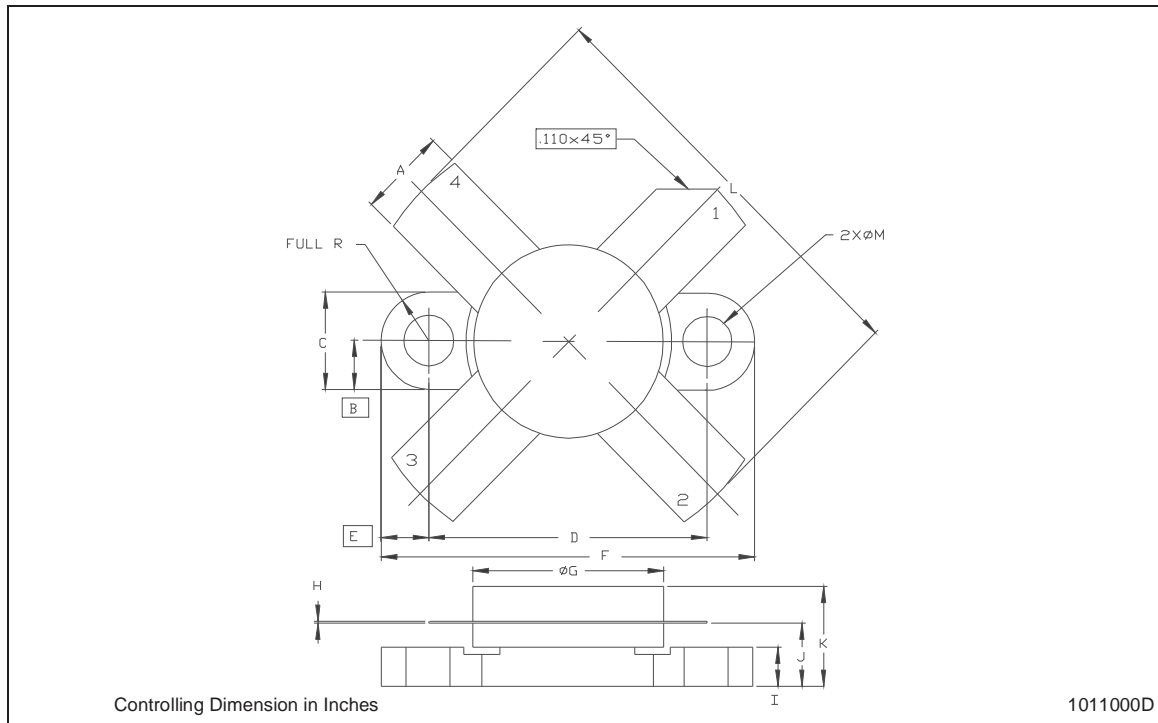


MOUNTING CIRCUIT - CLASS AB - 30 MHz



M174 (.500 DIA 4/L N/HERM W/FLG) MECHANICAL DATA

DIM.	mm			Inch		
	MIN.	TYP.	MAX	MIN.	TYP.	MAX
A	5.56		5.584	0.219		0.230
B		3.18			0.125	
C	6.22		6.48	0.245		0.255
D	18.28		18.54	0.720		0.730
E		3.18			0.125	
F	24.64		24.89	0.970		0.980
G	12.57		12.83	0.495		0.505
H	0.08		0.18	0.003		0.007
I	2.11		3.00	0.083		0.118
J	3.81		4.45	0.150		0.175
K			7.11			0.280
L	25.53		26.67	1.005		1.050
M	3.05		3.30	0.120		0.130



Information furnished is believed to be accurate and reliable. However, STMicroelectronics assumes no responsibility for the consequences of use of such information nor for any infringement of patents or other rights of third parties which may result from its use. No license is granted by implication or otherwise under any patent or patent rights of STMicroelectronics. Specifications mentioned in this publication are subject to change without notice. This publication supersedes and replaces all information previously supplied. STMicroelectronics products are not authorized for use as critical components in life support devices or systems without express written approval of STMicroelectronics.

The ST logo is registered trademark of STMicroelectronics
® 2003 STMicroelectronics - All Rights Reserved

All other names are the property of their respective owners.

STMicroelectronics GROUP OF COMPANIES
Australia - Brazil - Canada - China - Finland - France - Germany - Hong Kong - India - Israel - Italy - Japan -
Malaysia - Malta - Morocco - Singapore - Spain - Sweden - Switzerland - United Kingdom - U.S.A.

<http://www.st.com>