






GENERAL PURPOSE TRANSFORMERS



2 Watt Pulse, Electrostatically Shielded, 500 mW Pulse, RF Pulse, and Control Transformers



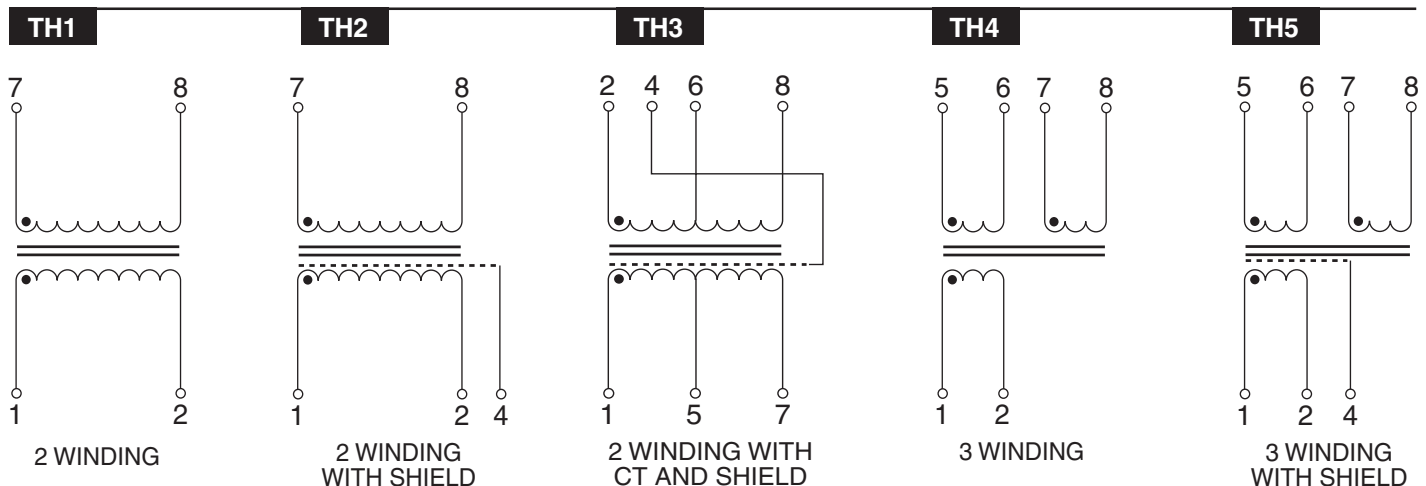
-  Wide range of inductors and turns ratios
-  Suitable for a variety of applications
-  High flux density capability
-  Available in through hole and surface mount packages

Electrical Specifications @ 25°C — Operating Temperature 0°C to 70°C

| Part Number | Turns Ratio (±5%) | Primary Sine Wave OCL (mH MIN) | Primary ET-Constant (V-μs MIN) | Rise Time (ns MAX) | PRI/SEC* C _{WW} (pF MAX) | Leakage Inductance PRI/SEC (μH MAX) | DCR Primary (Ω MAX) | DCR Secondary (Ω MAX) | DCR Tertiary (Ω MAX) | Hi-Pot (Vrms) | Schematic/Package Style |
|--|-------------------|--------------------------------|--------------------------------|--------------------|-----------------------------------|-------------------------------------|---------------------|-----------------------|----------------------|---------------|-------------------------|
| 2 WATT PULSE TRANSFORMERS | | | | | | | | | | | |
| PE-2227X | 1:1 | 0.5 | 46 | 8 | 26 | 1.7 | 1.3 | 1.4 | — | 700 | TH1 |
| PE-2228X | 1:1 | 1.3 | 84 | 30 | 40 | 3.0 | 3.6 | 3.8 | — | 700 | TH1 |
| PE-2243X | 1:1 | 20.0 | 250 | 80 | 87 | 10.5 | 27.0 | 28.0 | — | 700 | TH1 |
| PE-2229X | 1:1:1 | 1.3 | 91 | 30 | 38 | 3.2 | 3.6 | 3.8 | 3.9 | 700 | TH4 |
| PE-2231X | 1:1:1 | 5.0 | 196 | 70 | 35 | 13.0 | 8.8 | 9.6 | 11.0 | 700 | TH4 |
| PE-2671X | 4:1:4 | 0.2 | 53 | 50 | 17 | 5.7 | 1.2 | 0.2 | 1.3 | 700 | TH4 |
| ELECTROSTATICALLY SHIELDED TRANSFORMERS | | | | | | | | | | | |
| PE-5154X | 1:1 | 0.2 | 91 | 17 | 2.7 | 3.1 | 1.6 | 1.6 | — | 700 | TH2 |
| PE-5156X | 1:1 | 1.2 | 77 | 19 | 4.1 | 2.8 | 1.1 | 1.1 | — | 700 | TH2 |
| PE-5160X | 1:1 | 10.0 | 224 | 200 | 4.5 | 22.0 | 11.0 | 11.0 | — | 700 | TH2 |
| PE-5158X | 1CT:1CT | 1.0 | 77 | 21 | 3.2 | 2.5 | 1.8 | 1.8 | — | 700 | TH3 |
| PE-5163X | 1CT:1CT | 10.0 | 252 | 60 | 2.5 | 16.7 | 14.0 | 14.0 | — | 700 | TH3 |

*NOTE: for Electrostatically Shielded Transformers, C_{WW} is measured with shield corrected to guard voltage.

Schematics



GENERAL PURPOSE TRANSFORMERS

500 mW Pulse

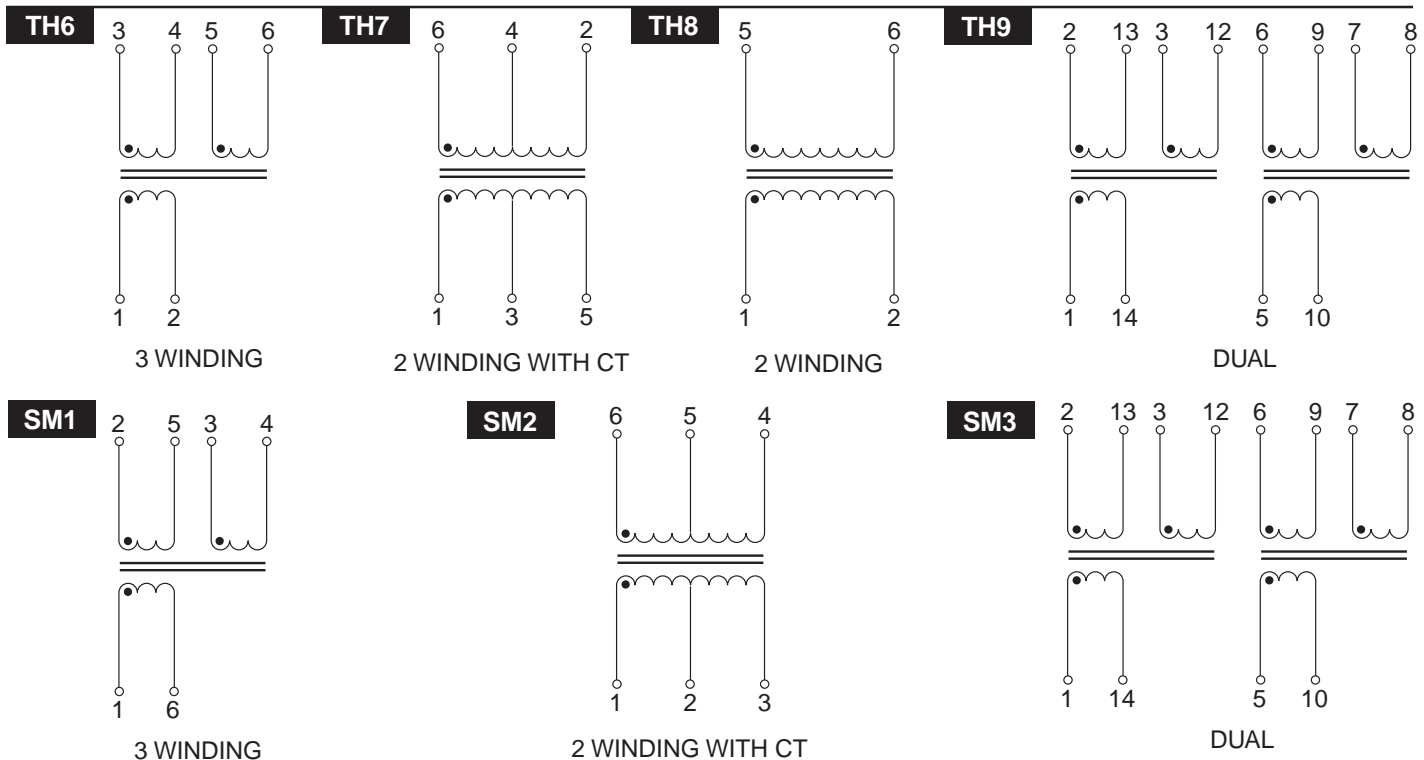


Electrical Specifications @ 25°C — Operating Temperature 0°C to 70°C

| Part Number | Turns Ratio (±5%) | Primary Sine Wave OCL (mH MIN) | Primary ET-Constant (V-μs MIN) | Rise Time (ns MAX) | PRI/SEC C _{ww} (pF MAX) | Leakage Inductance PRI/SEC (μH MAX) | DCR Primary (Ω MAX) | DCR Secondary (Ω MAX) | DCR Tertiary (Ω MAX) | Hi Pot V _{rms} | Schematic Package Style |
|----------------------------------|-------------------|--------------------------------|--------------------------------|--------------------|----------------------------------|-------------------------------------|---------------------|-----------------------|----------------------|-------------------------|-------------------------|
| 500 mW PULSE TRANSFORMERS | | | | | | | | | | | |
| PE-5760 | 1:1:1 | 5.0 | 25.0 | 10.5 | 70 | 1.3 | 3.9 | 3.9 | 3.9 | 500 | TH6 |
| PE-5761 | 1:1:1 | 2.0 | 16.0 | 8.2 | 37 | 0.8 | 2.5 | 2.5 | 2.5 | 500 | TH6 |
| PE-5762 | 1:1:1 | 0.5 | 8.5 | 5.3 | 32 | 0.4 | 1.3 | 1.3 | 1.3 | 500 | TH6 |
| PE-5763 | 1:1:1 | 0.2 | 5.0 | 4.2 | 18 | 0.3 | 0.9 | 0.9 | 0.9 | 500 | TH6 |
| PE-5764 | 1:1:1 | 0.05 | 5.2 | 5.6 | 18 | 0.5 | 1.3 | 1.3 | 1.3 | 500 | TH6 |
| PE-5769 | 2:1:1 | 0.5 | 8.5 | 5.6 | 11 | 1.1 | 1.3 | 0.7 | 0.7 | 500 | TH6 |
| PE-8270 | 1CT:1CT | 2.0 | 16.0 | — | 37 | 0.8 | 2.5 | 2.5 | — | 700 | TH7 |
| PE-8271 | 1CT:1CT | 0.5 | 8.5 | — | 32 | 0.4 | 1.3 | 1.3 | — | 500 | TH7 |
| PE-8272 | 1CT:1CT | 0.2 | 5.0 | 4.2 | 18 | 0.3 | 0.9 | 0.9 | — | 700 | TH7 |
| PE-8276 | 2CT:1CT | 2.0 | 16.0 | — | 19 | 1.8 | 2.5 | 1.4 | — | 500 | TH7 |
| PE-8277 | 2CT:1CT | 0.5 | 8.5 | — | 12 | 1.2 | 1.4 | 0.8 | — | 700 | TH7 |
| PE-65502 | 1.25:1 | 1.2 | 10.0 | 10.0 | 35 | 0.8 | 0.8 | 0.7 | — | 1500 | TH8 |
| 23Z81 | 1:1:1 dual | .085 | 2.5 | 3.0 | 9.5 | 0.2 | 0.20 | — | — | 500 | TH9 |
| 66Z1203 | 1:1:1 | — | 25.0 | 10.5 | 60 | 1.3 | 3.9 | 3.9 | 3.9 | 500 | TH6 |
| 66Z1212 | 1:1:1 | — | 16.0 | 11.0 | 19 | 1.8 | 2.5 | 1.4 | 1.4 | 500 | TH6 |
| PE-5762M | 1:1:1 | 0.5 | 5.0 | 4.2 | 25 | 0.3 | 0.9 | 0.9 | 0.9 | 1500 | SM1 |
| PE-5763M | 1:1:1 | 0.2 | 4.0 | 3.5 | 18 | 0.2 | 0.7 | 0.7 | 0.7 | 1500 | SM1 |
| PE-5769M | 2:1:1 | 0.5 | 5.0 | 4.2 | 18 | 0.3 | 0.9 | 0.45 | 0.45 | 1500 | SM1 |
| PE-8271M | 1CT:1CT | 0.5 | 5.0 | 4.2 | 18 | 0.3 | 0.9 | 0.9 | — | 1500 | SM2 |
| PE-8272M | 1CT:1CT | 0.2 | 4.0 | 3.5 | 14 | 0.2 | 0.7 | 0.7 | — | 1500 | SM2 |
| PE-8277M | 2CT:1CT | 0.5 | 5.0 | 6.0 | 18 | 0.7 | 0.9 | 0.45 | — | 1500 | SM2 |
| 23Z81SM | 1:1:1 dual | .085 | 2.5 | 3.0 | 9.5 | 0.2 | 0.20 | — | — | 500 | SM3 |
| 23Z87SM | 1:1:1 | .085 | 2.5 | 3.0 | 9.5 | 0.2 | 0.20 | — | — | 500 | SM2 |

NOTE: To order Tape & Reel packaging for surface mount parts, add the suffix "T" to the part number. (Example: PE-5769MT). The "T" will appear on all paper work, but will not be marked on parts.

Schematics



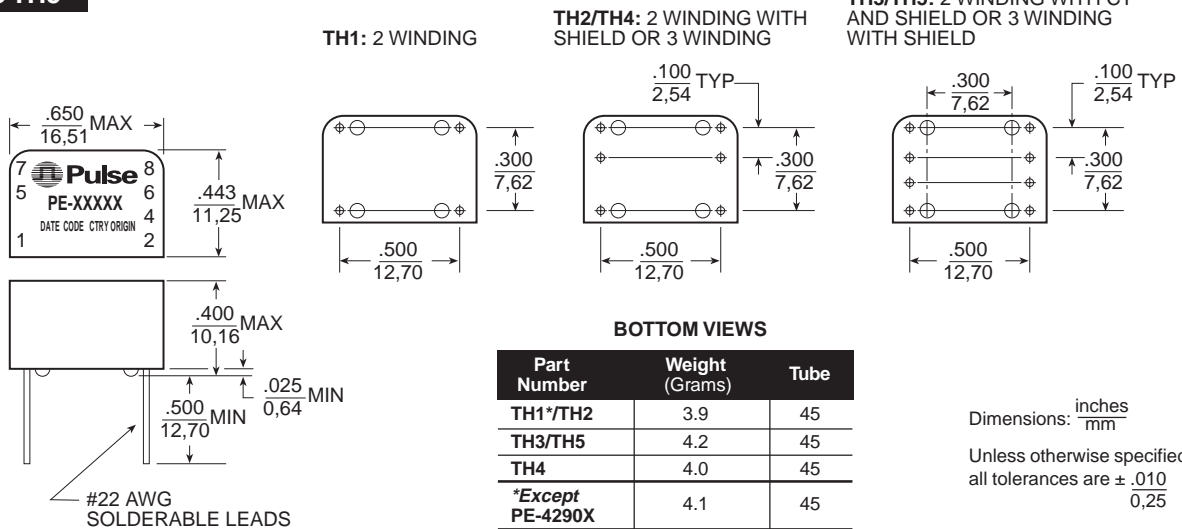
GENERAL PURPOSE TRANSFORMERS



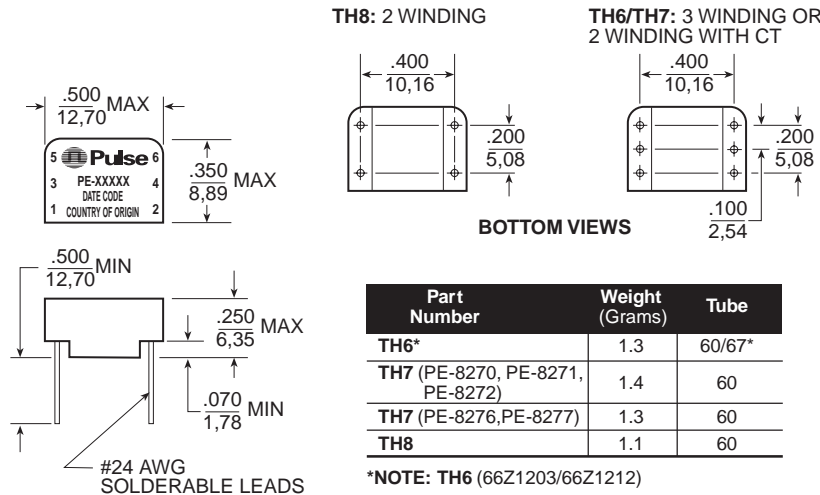
2 Watt Pulse, Electrostatically Shielded, and 500 mW Pulse Transformers

Mechanicals

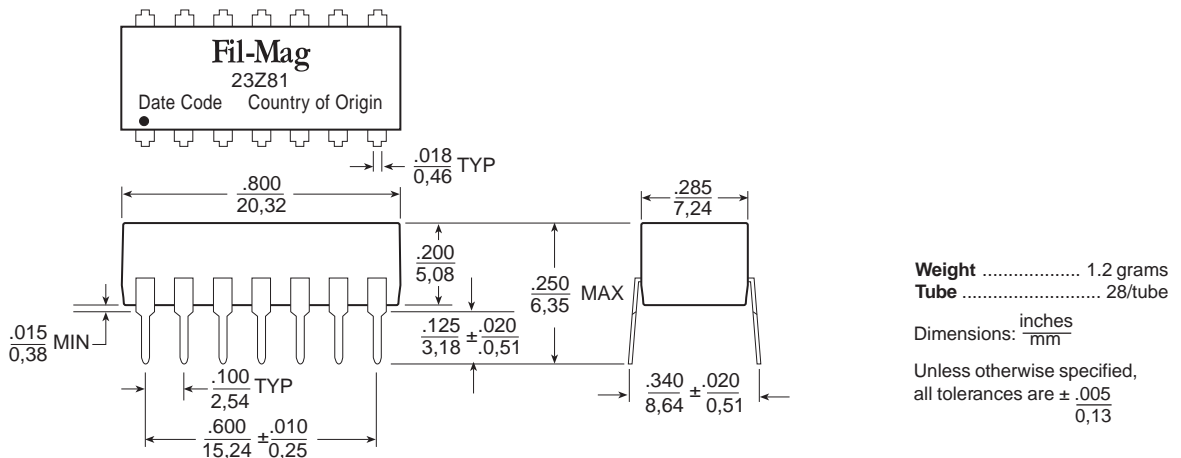
TH1 to TH5



TH6 to TH8



TH9



GENERAL PURPOSE TRANSFORMERS

2 Watt Pulse, Electrostatically Shielded, and 500 mW Pulse Transformers



Mechanicals

SM1 & SM2 (except 23Z87SM)

SUGGESTED PAD LAYOUT

23Z87SM

SUGGESTED PAD LAYOUT

| Part | Weight (Grams) | Tape & Reel | Tube |
|----------------|----------------|-------------|------|
| SM1 | 0.6 | 500 | 65 |
| SM2: | | | |
| PE-8271M | 0.7 | 500 | 60 |
| PE-8272M | 0.7 | 500 | 65 |
| PE-8277M | 0.6 | 500 | 65 |
| Except 23Z87SM | 0.5 | 750 | 100 |

Dimensions: $\frac{\text{inches}}{\text{mm}}$

Unless otherwise specified, all tolerances are $\pm \frac{.010}{0,25}$

Dimensions: $\frac{\text{inches}}{\text{mm}}$

Unless otherwise specified, all tolerances are $\pm \frac{.005}{0,13}$

SM3

SUGGESTED PAD LAYOUT

Weight 0.9 grams

Tube 50/tube


Tape & Reel 750/reel




Dimensions: $\frac{\text{inches}}{\text{mm}}$

Unless otherwise specified, all tolerances are $\pm \frac{.005}{0,13}$

GENERAL PURPOSE TRANSFORMERS

RF Pulse



-  Designed for use in 50 Ω Wideband IC applications
-  Characterized for Pulse and wide band use at 50 Ω impedance
-  Standard 6-pin DIP package or *ThinSet* surface mount package

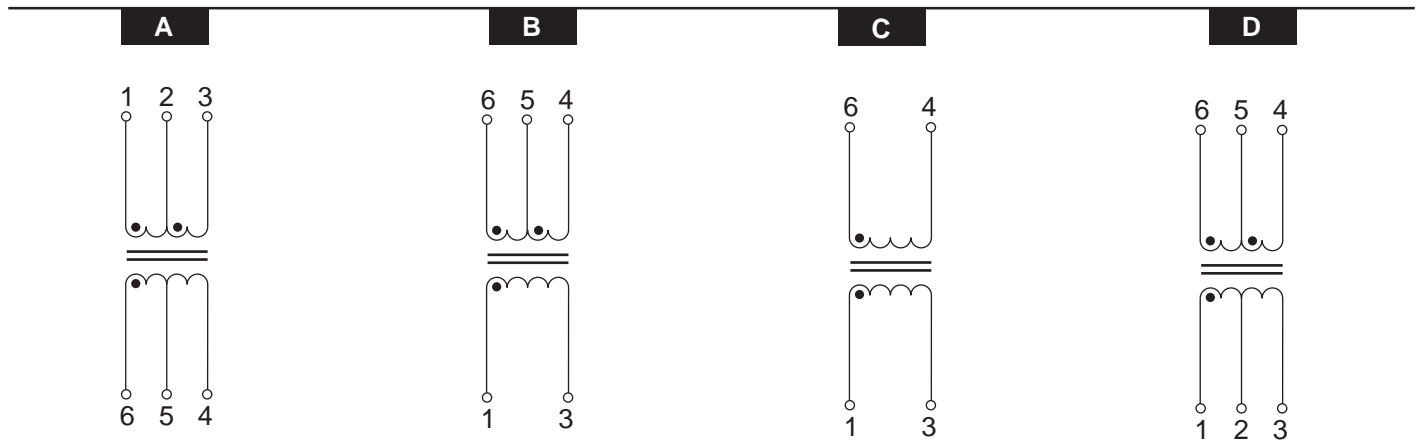
Electrical Specifications @ 25°C — Operating Temperature 0°C to 70°C

| Part Number | Turns Ratio ($\pm 5\%$) | Primary Pulse Inductance (μH MIN) | Primary ET-Constant ($\text{v}\cdot\mu\text{S}$ MIN) | PRI/SEC C _{ww} (pF MAX) | PRI/SEC Leakage Inductance (μH MAX) | Primary DCR (Ω MAX) | Secondary DCR (Ω MAX) | Bandwidth for -3 dB Loss | | Schematic/Package Style |
|-----------------------|---------------------------|---|---|----------------------------------|---|-----------------------------|-------------------------------|--------------------------|-----------------|-------------------------|
| | | | | | | | | Low Freq (MHz) | High Freq (MHz) | |
| SURFACE MOUNT* | | | | | | | | | | |
| PE-65457 | 1CT:1CT | 80 | 2.5 | 15 | 0.18 | 0.20 | 0.20 | 0.05 | 90 | A / SMT1 |
| PE-65459 | 1CT:2CT | 40 | 2.0 | 15 | 0.14 | 0.20 | 0.30 | 0.05 | 110 | A / SMT1 |
| 23Z247SMD | 1:1CT | 80 | 2.5 | 15 | 0.18 | 0.20 | 0.20 | 0.05 | 90 | B / SMT2 |
| THROUGH HOLE | | | | | | | | | | |
| PE-62245A | 1:1 | 40 | 2.5 | 12 | 0.15 | 0.20 | 0.20 | 0.05 | 110 | C / TH10 |
| PE-62246A | 1CT:1CT | 40 | 2.5 | 15 | 0.18 | 0.20 | 0.20 | 0.05 | 90 | D / TH10 |
| PE-62250A | 1:2CT | 25 | 2.0 | 15 | 0.14 | 0.20 | 0.30 | 0.10 | 110 | B / TH10 |
| PE-62252A | 1: $\sqrt{2}$ CT | 40 | 2.5 | 18 | 0.20 | 0.20 | 0.30 | 0.05 | 80 | B / TH10 |
| PE-62254A | 1:4CT | 10 | 1.25 | 10 | 0.10 | 0.20 | 0.60 | 0.20 | 60 | B / TH10 |

***NOTE:**

To order Tape & Reel packaging for surface mount parts, add the suffix "T" to the part number. (Example: PE-65457T). The "T" will appear on all paper work, but will not be marked on parts.

Schematics



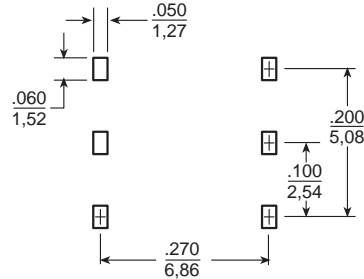
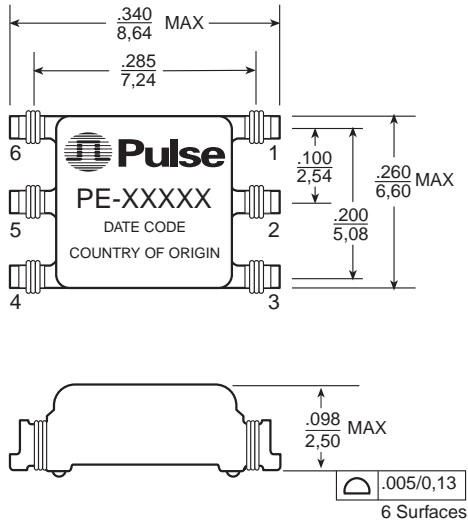
GENERAL PURPOSE TRANSFORMERS

RF Pulse



Mechanicals

SMT 1



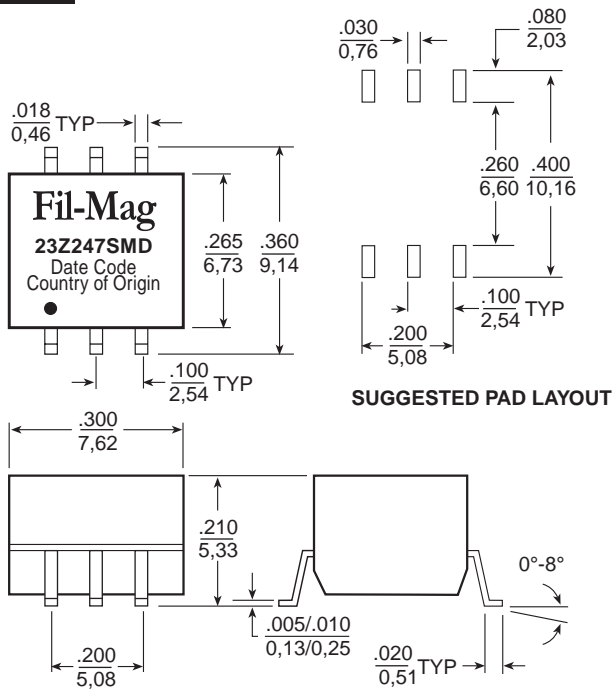
SUGGESTED PAD LAYOUT

| | PE-65457 | PE-65459 |
|-------------------|-----------|-----------|
| Weight | 0.2 grams | 0.1 grams |
| Tube | 60/tube | 60/tube |
| Tape & Reel | 1500/reel | 1500/reel |

Dimensions: inches
mm

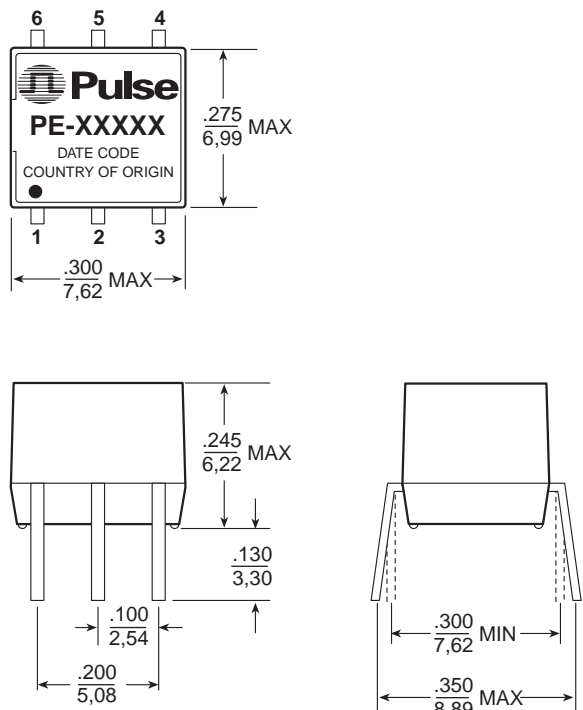
Unless otherwise specified, all tolerances are $\pm .010$
 $0,25$

SMT 2



SUGGESTED PAD LAYOUT

TH10



Weight 0.5 grams
Tube 76/tube
Tape & Reel 750/reel

Dimensions: inches
mm

Unless otherwise specified, all tolerances are $\pm .005$
 $0,13$


Weight 0.6 grams
Tube 65/tube




Dimensions: inches
mm

Unless otherwise specified, all tolerances are $\pm .010$
 $0,25$

GENERAL PURPOSE TRANSFORMERS

Control Transformers




-  Recognized component – Underwriter's Laboratories, Inc.
-  High dielectric strength capability for industrial applications
-  High ET – product allows long pulse width

Electrical Specifications @ 25°C — Operating Temperature 0°C to 70°C

| Part Number | Turns Ratio (±10%) | Primary Sine Wave OCL (mH MIN) | Primary ET-Constant (V-μs MIN) | PRI/SEC C _{ww} (pF MAX) | PRI/SEC Leakage Inductance | Primary DCR (Ω MAX) | Secondary DCR (Ω MAX) | Hi Pot* PRI/SEC (V _{rms}) | Schematic/Package Style |
|-------------|--------------------|--------------------------------|--------------------------------|----------------------------------|----------------------------|---------------------|-----------------------|-------------------------------------|-------------------------|
| PE-61001 | 1:1 | 1.0 | 360 | 30 | 15.0 | 2.8 | 3.1 | 1600 | A/TH11 |
| PE-61003 | 2:1 | 0.2 | 180 | 24 | 5.0 | 1.4 | 0.9 | 1600 | A/TH11 |
| PE-61006 | 1:1:1 | 0.2 | 180 | 30 | 5.0 | — | 1.5 | 1600 | B/TH11 |
| PE-61007 | 1:1:1 | 1.0 | 360 | 36 | 12.0 | 2.8 | 3.6 | 1600 | B/TH11 |
| PE-61008 | 1:1:1 | 5.0 | 866 | 42 | 80.0 | 6.0 | 7.2 | 1600 | B/TH11 |
| PE-61014 | 1:1 | 1.0 | 700 | 36 | 26.0 | 3.0 | 3.2 | 2400 | A/TH12 |
| PE-61015 | 1:1 | 5.0 | 1500 | 42 | 130.0 | 6.3 | 7.0 | 2400 | A/TH12 |
| PE-61017 | 2:1 | 1.0 | 700 | 36 | 24.0 | 3.0 | 2.0 | 2400 | A/TH12 |
| PE-61018 | 2:1 | 5.0 | 1500 | 42 | 125.0 | 6.3 | 4.0 | 2400 | A/TH12 |
| PE-61019 | 1:1:1 | 0.2 | 290 | 34 | 4.7 | 1.4 | 1.5 | 2400 | B/TH12 |
| PE-61023 | 2:1:1 | 1.0 | 700 | 40 | 27.0 | 3.0 | 2.0 | 2400 | B/TH12 |

*NOTE: PE-61001–PE-61023 Hi Pot SEC/SEC 300 V_{rms}. Average Power Rating: 2 Watts. UL-478 Recognized, File Number E52661.

Schematics



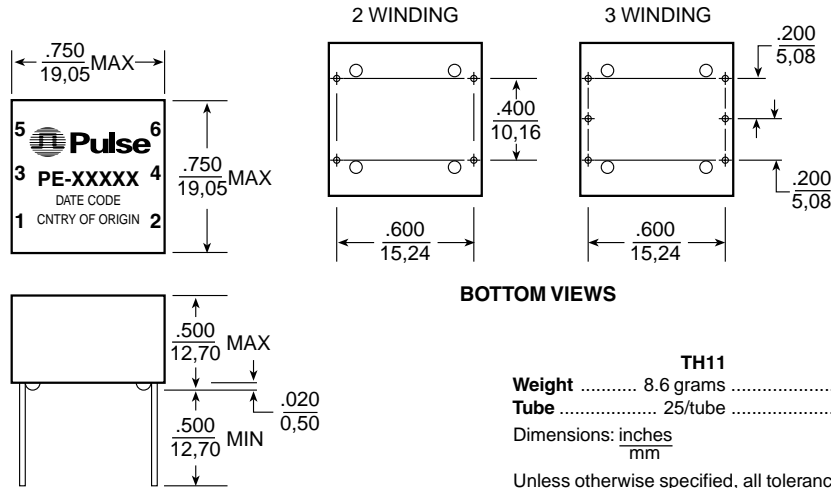
GENERAL PURPOSE TRANSFORMERS

Control Transformers



Mechanicals

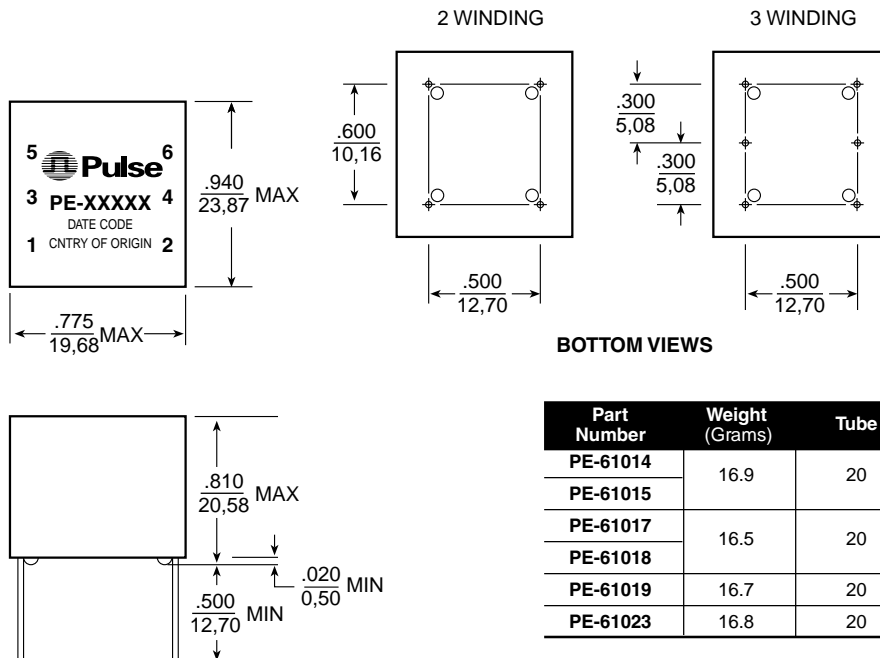
TH11



BOTTOM VIEWS

TH11 **Except PE-61003**
Weight 8.6 grams 8.2 grams
Tube 25/tube 25/tube
Dimensions: inches
 mm
Unless otherwise specified, all tolerances are $\pm \frac{.010}{0,25}$

TH12



BOTTOM VIEWS

| Part Number | Weight (Grams) | Tube |
|-------------|----------------|------|
| PE-61014 | 16.9 | 20 |
| PE-61015 | | |
| PE-61017 | 16.5 | 20 |
| PE-61018 | | |
| PE-61019 | 16.7 | 20 |
| PE-61023 | 16.8 | 20 |

Dimensions: inches
 mm
Unless otherwise specified, all tolerances are $\pm \frac{.010}{0,25}$

For More Information :

UNITED STATES (Worldwide)

12220 World Trade Drive
San Diego, CA 92128
U.S.A.
http://www.pulseeng.com
TEL: 858 674 8100
FAX: 858 674 8262

UNITED KINGDOM (Northern Europe)

1 & 2 Huxley Road
The Surrey Research Park
Guildford, Surrey GU2 5RE
United Kingdom
TEL: 44 1483 401700
FAX: 44 1483 401701

FRANCE (Southern Europe)

Zone Industrielle
F-39270
Orgelet
France
TEL: 33 3 84 35 04 04
FAX: 33 3 84 25 46 41

SINGAPORE (Southern Asia)

150 Kampong Ampat
#07-01/02
KA Centre
Singapore 368324
TEL: 65 287 8998
FAX: 65 280 0080

TAIWAN, R.O.C. (Northern Asia)

3F-4, No. 81, Sec. 1
HsinTai Wu Road
Hsi-Chih, Taipei Hsien
Taiwan, R.O.C.
Tel: 886 2 2698 0228
FAX: 886 2 2698 0948

DISTRIBUTOR

Performance warranty of products offered on this data sheet is limited to the parameters specified. Data is subject to change without notice. Other brand and product names mentioned herein may be trademarks or registered trademarks of their respective owners.

Printed on recycled paper. ©2001, Pulse Engineering, Inc.