

THIS DRAWING IS UNPUBLISHED. RELEASED FOR PUBLICATION

© COPYRIGHT BY TYCO ELECTRONICS CORPORATION. ALL RIGHTS RESERVED.

LOC	DIST	REVISIONS					
FT	0	P	LTR	DESCRIPTION	DATE	DWN	APVD
			B	REVISED PER ECO-10-013617	26JUL10	HMR	CR

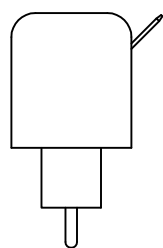
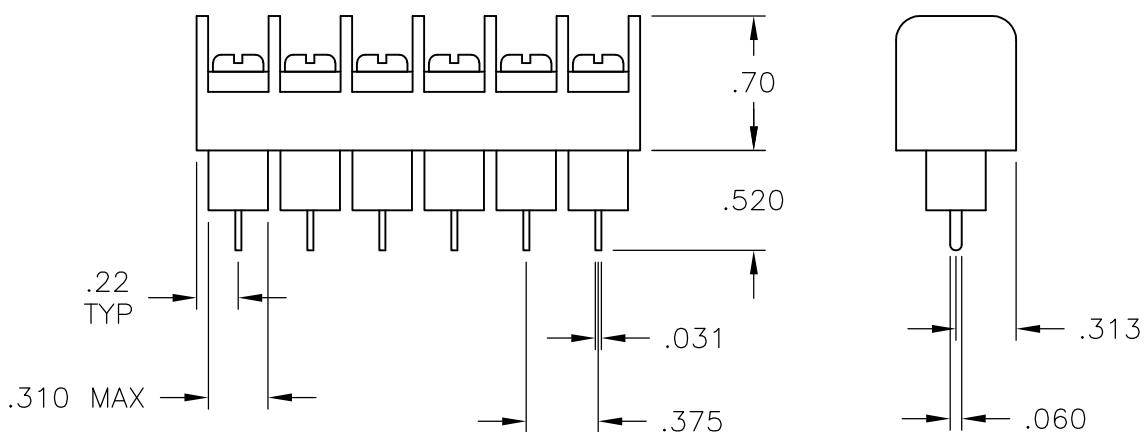

MATERIAL:  
 HOUSING: THERMOPLASTIC, UL94V-0, BLACK.  
 TERMINALS: BRIGHT TIN OVER COPPER ALLOY.  
 SCREWS: 6-32, STEEL, ZINC PLATING W/ CLEAR CHROMATE EXCEPT WHERE NOTED.

ELECTRICAL:  
 UL/CSA:  
 CLASS C: 20A, 300V.  
 CLASS D: 5A, 600V.  
 WIRE RANGE: 12-22 AWG.

MECHANICAL:  
 RECOMMENDED TORQUE: 7 IN-LB.  
 OPERATING TEMP.: 150°C MAX.

1 SCREWS ARE NICKEL PLATED BRASS.

2 PRELIMINARY PART NUMBER.



2-1546726-6

DIM A	NO OF POS	CATALOG NUMBER	PART NUMBER
9.436	25	JC6-E407-25	2-1546726-5
9.061	24	JC6-E407-24	2-1546726-4
8.686	23	JC6-E407-23	2-1546726-3
8.311	22	JC6-E407-22	2-1546726-2
7.936	21	JC6-E407-21	2-1546726-1
7.561	20	JC6-E407-20	2-1546726-0
7.186	19	JC6-E407-19	1-1546726-9
6.811	18	JC6-E407-18	1-1546726-8
6.436	17	JC6-E407-17	1-1546726-7
6.061	16	JC6-E405-16	3-1546726-2
6.061	16	JC6-E407-16	1-1546726-6
5.686	15	JC6-E407-15	1-1546726-5
5.311	14	JC6-E407-14	1-1546726-4
4.936	13	JC6-E407-13	1-1546726-3
4.561	12	JC6-E407-12	1-1543726-2
4.186	11	JC6-E407-11	1-1546726-1
3.811	10	JC6-E407-10	1-1546726-0
3.436	9	JC6-E405-09	3-1546726-1
3.436	9	JC6-E407-09	1546726-9
3.061	8	JC6-E405-08	3-1546726-0
3.061	8	JC6-E407-08-244	2-1546726-6
3.061	8	JC6-E407-08	1546726-8
2.686	7	JC6-E405-07	2-1546726-9
2.686	7	JC6-E407-07	1546726-7
2.311	6	JC6-E405-06	2-1546726-8
2.311	6	JC6-E407-06	1546726-6
1.936	5	JC6-E407-05	1546726-5
1.561	4	JC6-E407-04	1546726-4
1.186	3	JC6-E405-03	2-1546726-7
1.186	3	JC6-E407-03	1546726-3
.811	2	JC6-E407-02	1546726-2

THIS DRAWING IS A CONTROLLED DOCUMENT.		DWN S. SCHLEGEL 3/10/05	Tyco Electronics Corporation Harrisburg, Pa 17105-3608	
DIMENSIONS: INCHES		CHK S. YODER 3/10/05	NAME	
TOLERANCES UNLESS OTHERWISE SPECIFIED:		APVD S. YODER 3/10/05	JC6-E407-XX ASSEMBLY	
0 PLC ± -		PRODUCT SPEC	SIZE CAGE CODE DRAWING NO RESTRICTED TO	
1 PLC ± -		APPLICATION SPEC	A3 00779 C-1546726	
2 PLC ± .01		WEIGHT -	SCALE NTS SHEET 1 OF 1 REV B	
3 PLC ± .005		CUSTOMER DRAWING		
4 PLC ± -				
ANGLES ± -				
MATERIAL -				
FINISH -				