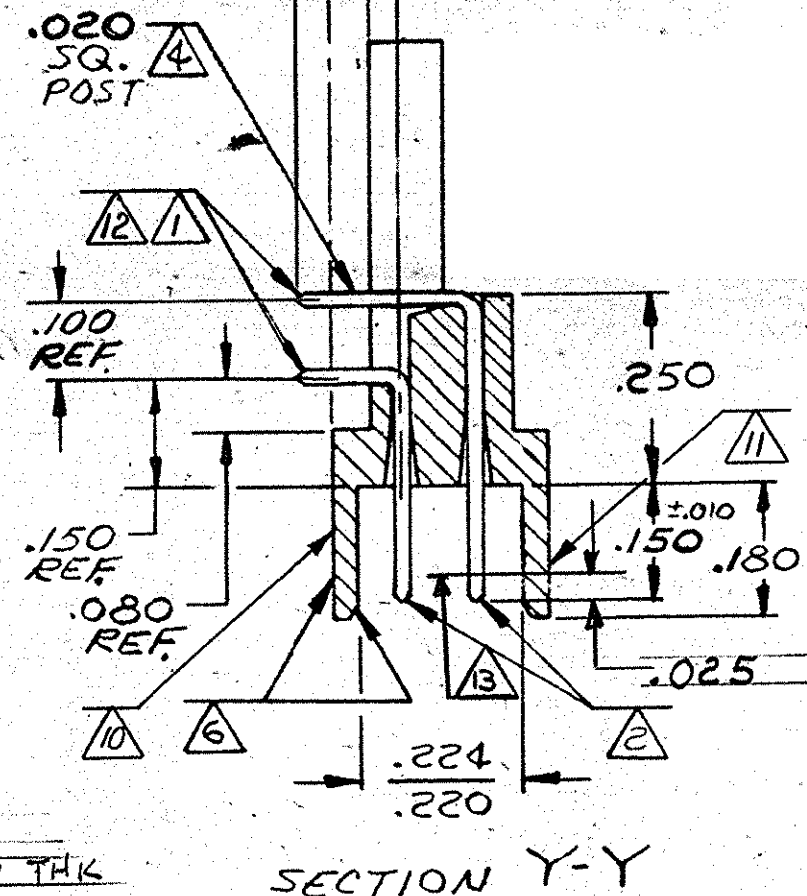
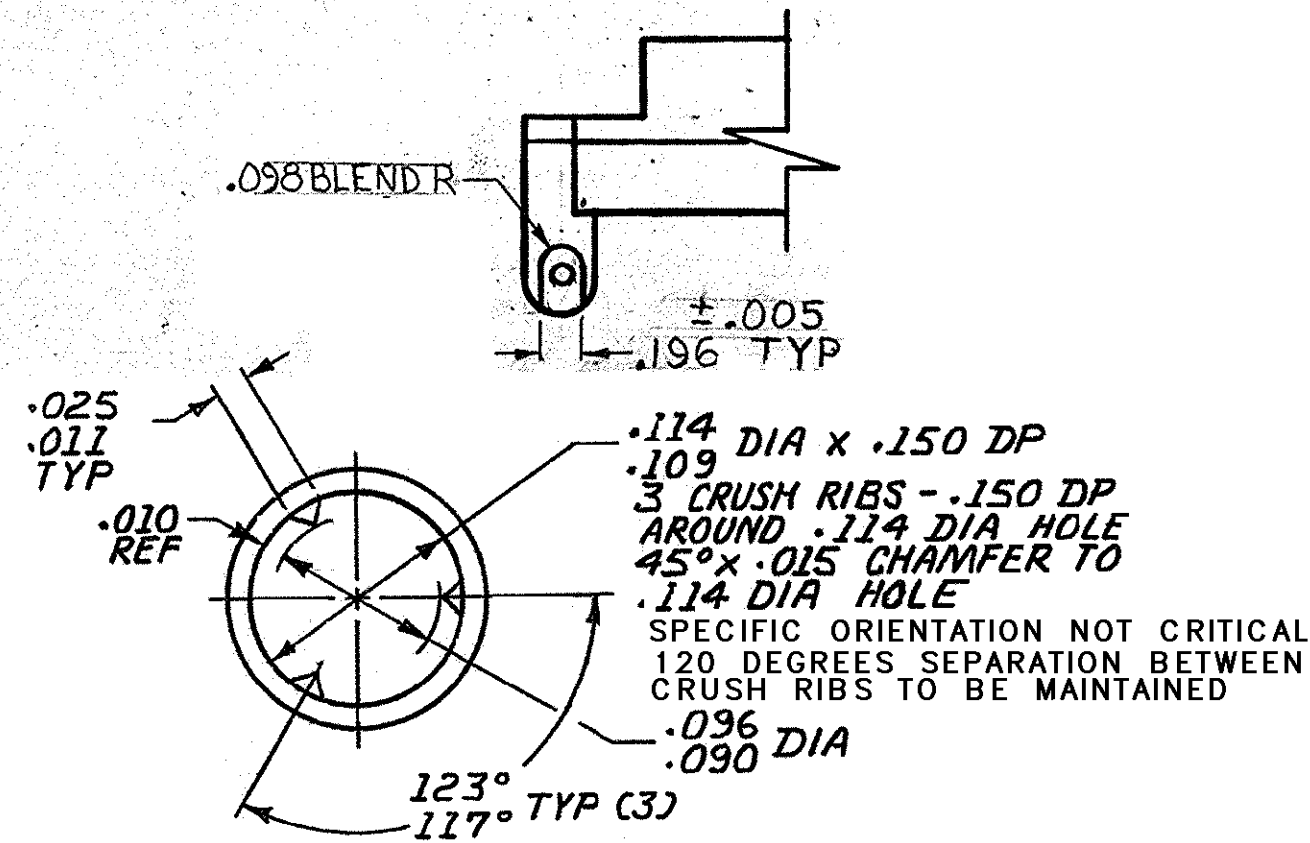
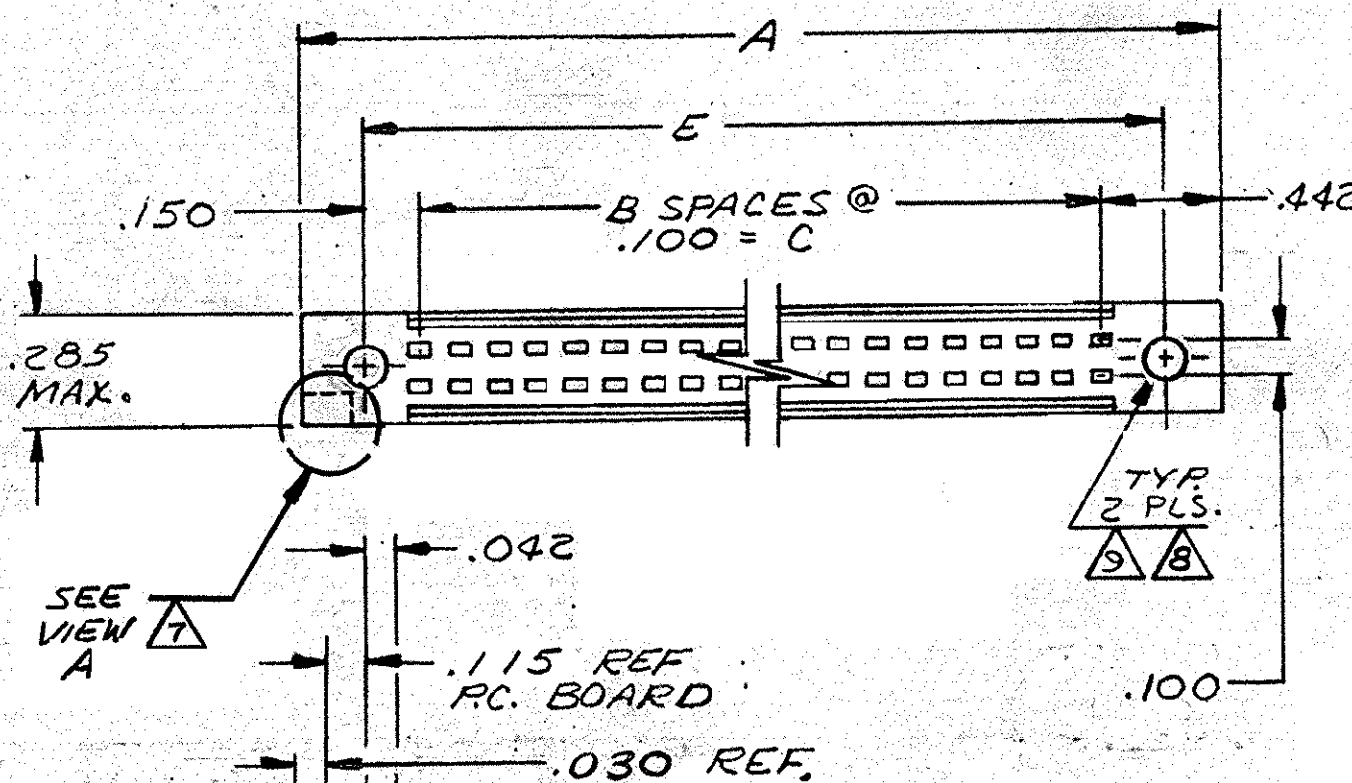
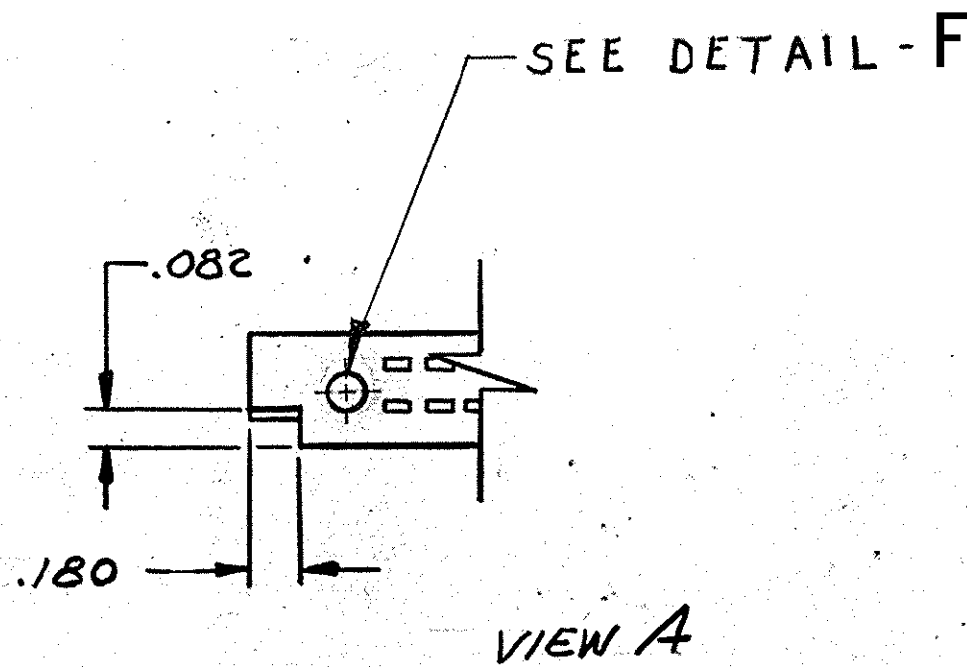
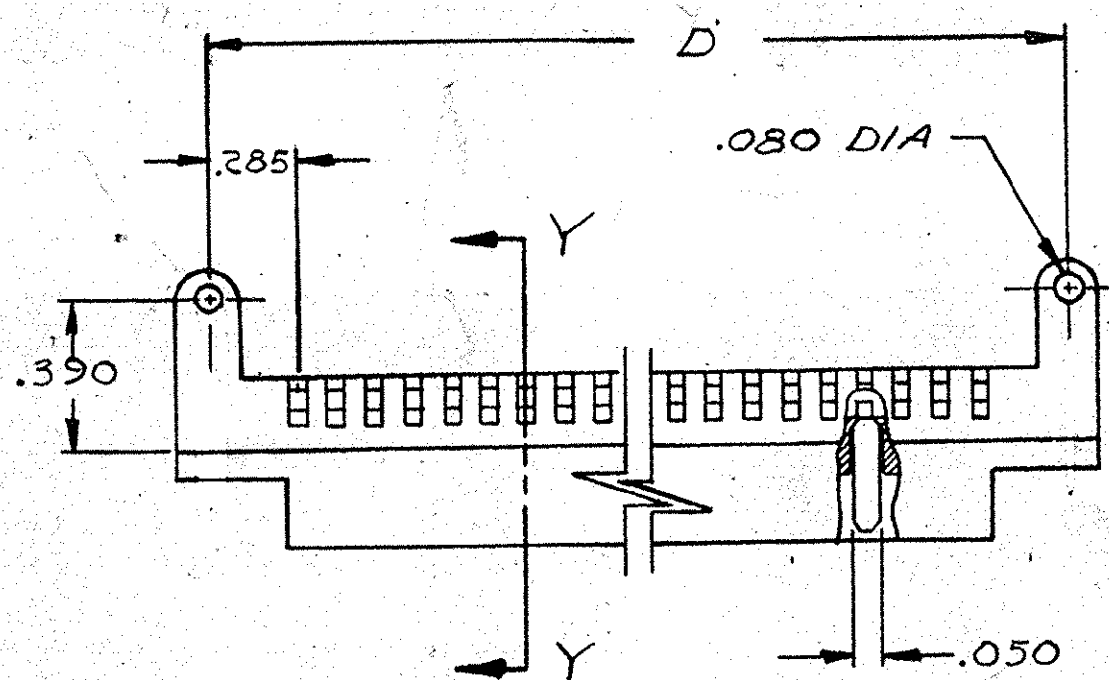


THIS DRAWING IS UNPUBLISHED. RELEASED FOR PUBLICATION, 19...  
© COPYRIGHT 19... BY AMP INCORPORATED, HARRISBURG, PA. ALL INTERNATIONAL RIGHTS RESERVED. AMP PRODUCTS MAY BE COVERED BY U.S. AND FOREIGN PATENTS AND/OR PATENTS PENDING.

REVISIONS				
ZONE	LTR	DESCRIPTION	DATE	APPROVED
	0	RELEASED 3725-023 m.s.	12-85	
	A	REVISED PER ECN AB-1581	6-85	ab
	B	REVISED PER ECN DF-5007	3-92	TA
	C	REVISED PER OHIA-0139-05	8/05	AA
	D	ECO-09-006327	04-09	PY

- 1 GOLD PL PER MIL-G-45204, .000010 MIN THK OVER NICKEL PL. PER QQ-N-290 .000100 MIN THK.
- 2 GOLD PL. PER MIL-G-45204, .000050 MIN THK OVER NICKEL PL. PER QQ-N-290 .000100 MIN THK.
- 3 HOUSING MATERIAL IS GLASS FILLED POLYETHERIMIDE
- 4 PLATED HOLE SIZE OF .029±.002 DIA WILL PROVIDE AN INTERFERENCE FIT SUITABLE FOR AUTOMATIC SOLDER OPERATIONS. FOR HAND SOLDER, THE A HOLE AS SPECIFIED PER AMP SPEC 106-14018 OR 106-14019 AS APPLICABLE IS RECOMMENDED.
- 5 MOUNTING HARDWARE; SCREW, BIND HD MACHINE (1-72 UNF X .250) NUT, HEX MACHINE SCREW (1-72 UNF).
- 6 THIS SURFACE MUST BE PROTECTED FROM DIRECT CONTACT WITH THE SOLDER WAVE. A SHIELD MACHINED FROM REINFORCED PHENOLIC HAS PROVEN SATISFACTORY DURING PROTOTYPE WORK CONDUCTED BY AMP INC. DUE TO THE VARIETY OF APPLICATIONS, AMP RECOMMENDS EXPERIMENTATION BY THE CUSTOMER TO DETERMINE THE MOST PRACTICAL METHOD OF PROTECTION FOR SPECIFIC APPLICATIONS.
- 7 CUTOUT ON BOTH ENDS OF HOUSING IS APPLICABLE ON -1 & -2 ONLY.
- 8 THESE MOUNTING HOLES ARE MADE TO ACCEPT PARTS MADE TO THE REQUIREMENTS OF MIL-C-28754/24A AMP PART NUMBERS 117139, 117140, 117141. THESE COMPONENTS MUST BE BONDED TO THE HEADERS. A NON CONDUCTIVE EPOXY IS RECOMMENDED BY AMP, BUT A CYANOACRYLATE TYPE ADHESIVE MAY BE ACCEPTABLE FOR MOST CUSTOMER APPLICATIONS.
- 9 WHEN KEYING PINS MEETING THE REQUIREMENTS OF MIL-C-28754/24A ARE INSTALLED, THE MATING RECEPTACLE PANEL IS TO HAVE A CLEARANCE HOLE OF .158 DIA TO PERMIT COMPLETE ENGAGEMENT OF THE HEADER. (REF PART NO 116975 RECEPTACLE)
- 10 STAMP AMP PART NO, AND DATE CODE AND CUSTOMER PART NO. PER MIL-STD, METHOD 215.
- 11 STAMP IDENTIFICATION NUMBERS FOR END CONTACTS PER MIL-STD-202, METHOD 215.
- 12 CONTACT TAILS PLATED WITH .000150 TO .000200 THK. TIN-LEAD (93/7).
- 13 POINT OF MEASUREMENT
- 14 CONTACT TAILS PLATED WITH .000150 TO .000200 THK TIN PER ASTM-B-545.



FINISH	CUSTOMER PART NO.	E	D	C	B	A	NO. POSN	PART NUMBER
2	14	4.200	4.470	3.900	39	4.874	40	5-533311-2
2	12	5.200	5.470	4.900	49	5.784	50	5-533311-1
2	12	4.200	4.470	3.900	39	4.784	40	533311-2
2	12	5.200	5.470	4.900	49	5.784	50	533311-1

UNLESS OTHERWISE SPECIFIED, DIMENSIONS ARE IN INCHES TOLERANCES ON: DECIMALS ±.008 ANGLES ±1°

CONTRACT NO. \_\_\_\_\_

DR. M. Smith 9-16-85

CHK. A. Shopie 12-12-85

APPR. A. Shopie 12-12-85

REL. E. Pannun 12-13-88

DSGN APPD. \_\_\_\_\_

OTHER APPD. \_\_\_\_\_

MATERIAL: HOUSING 3

CONTACTS: PHOS. BRONZE (QQ-B-750) TEMPER 2

AMP INCORPORATED HARRISBURG, PENNSYLVANIA

NAME: **ECONOMATE II CONNECTOR, ASS'Y BLADE, HEADER (.100 x .100)**

SIZE: C CODE IDENT NO. 00779 NUMBER 533311 REV D

SCALE: NTS SHEET \_\_\_\_\_