

# FG26C0G2J182JNT06



## Application

Commercial Grade

## Series

FG26



## Dimensions

L 5.5mm Max.  
 W 6mm Max.  
 T 3.5mm Max.  
 F 5mm +0.8,-0.2mm  
 d 0.5mm +0.1,-0.03mm

## Temperature Characteristic

-55 to 125°C 0+/-30ppm/°C

## Rated Voltage

630Vdc

## Capacitance

1.8nF

## Capacitance Tolerance

+/-5%

## Q Factor

1000 Min.

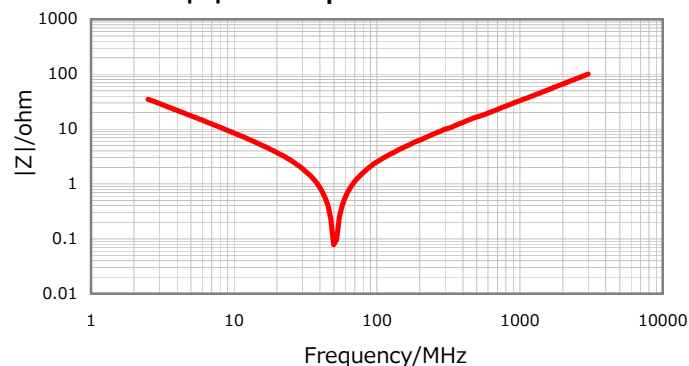
## Insulation Resistance

10000Mohm Min.

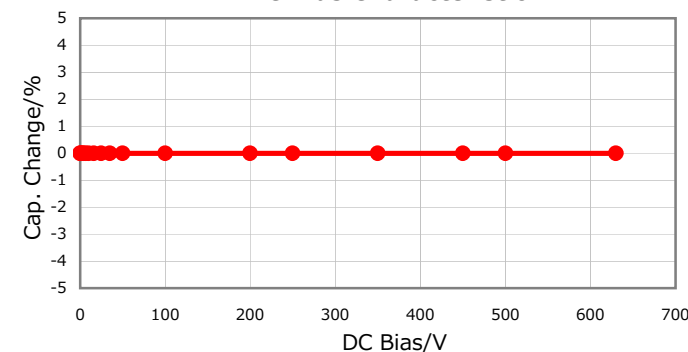
## AEC-Q200

No

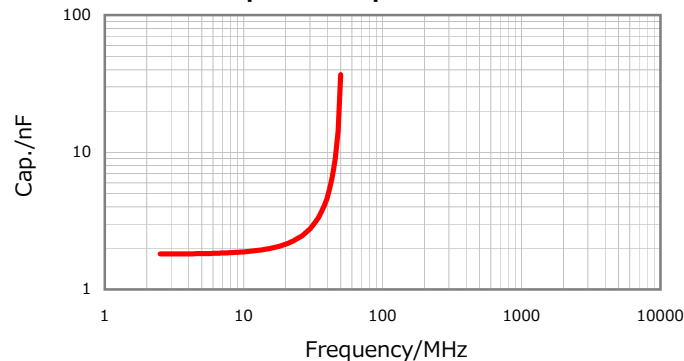
**|Z| vs. Freq. Characteristic**



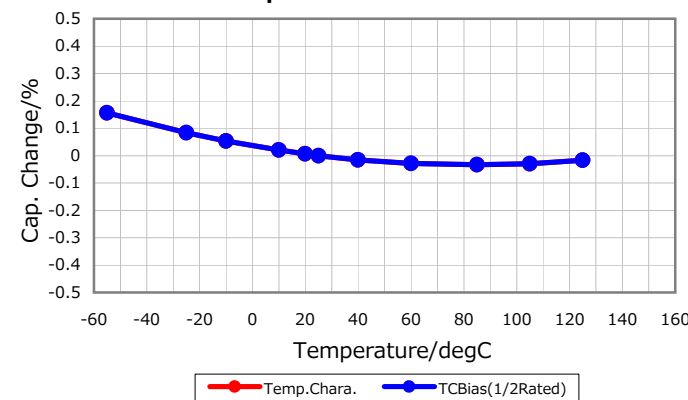
**DC Bias Characteristic**



**Cap. vs. Freq. Characteristic**



**Temperature Characteristics**



Characterization Sheet (MLCC with Dipped Radial Lead)



All specifications are subject to change without notice.

December 28, 2015