

Bussmann series ESD BS88 Offset blade tags



Product description

Eaton's Bussmann series range of British Standard fuse links size F2 is specifically designed for the protection of general industrial applications e.g. power distribution and cable protection.

Standard features

- Good peak let-through current limitation
- 1:1:6 Selective coordination ratio between "minor" and "major" fuse
- Power loss values well within the limits of IEC 60269

Catalogue symbol:

- ESD(Amps)

Technical data:

- Rated voltage: 550 V a.c. (gG) / 415 V a.c. (gM)
- Rated current: 2 to 63 A
- Breaking capacity: 80 kA
- Class of operation: gG and gM
- Size: F2

Standards/Approvals:

- BS88
- IEC 60269
- Suitable for use in RoHS compliant applications

Fuse holders (ordered separately)

- Safeloc 63ENS range
- Safeclip SC63 range

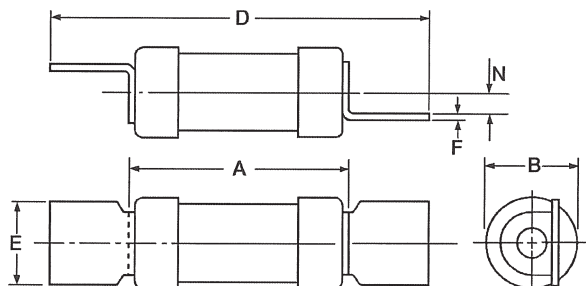
Packaging:

- MOQ 20

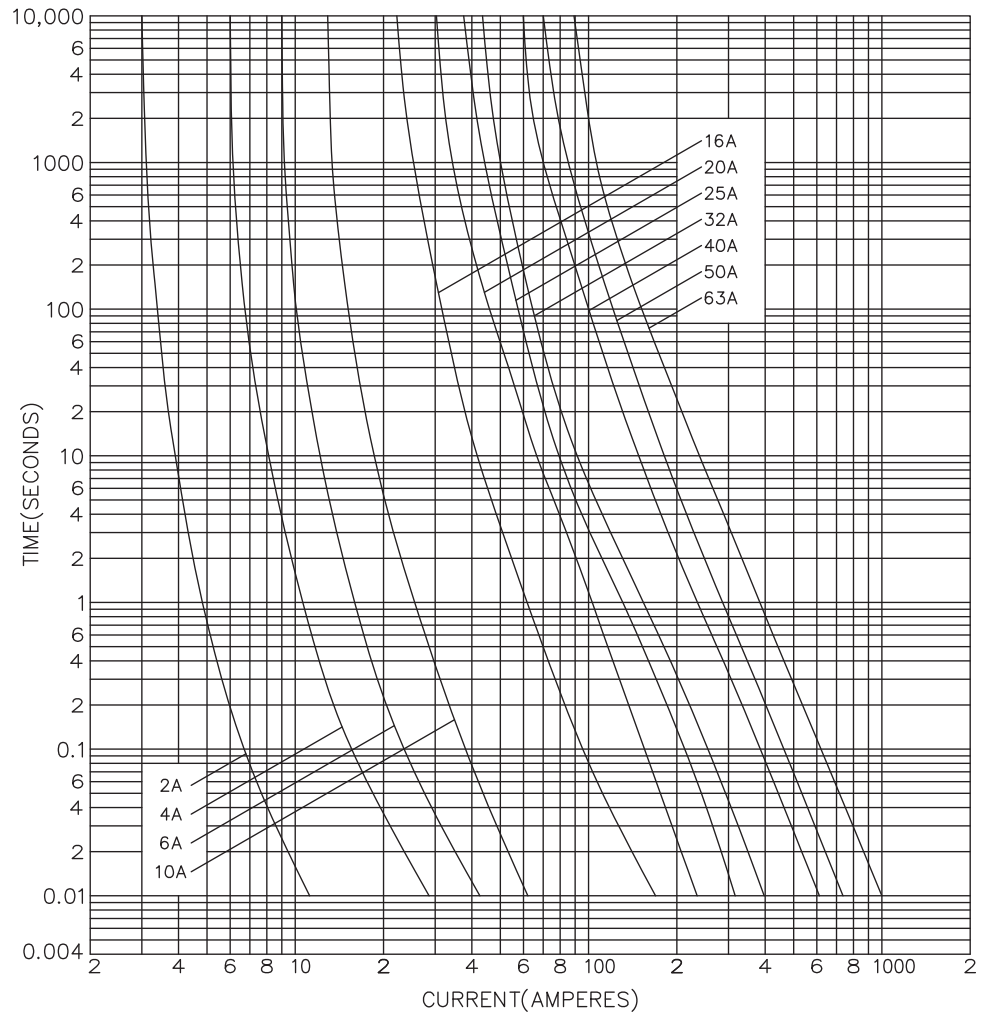
Table 1. Technical data

Part number	Rated voltage	Rated current (Amps)	Energy integrals I ² t (A ² S)		Watts loss	Dimensions (mm)						Product Class	Weight
			Pre-arcing	Total at 415 V a.c.		W	A	B	D	E	F		
ESD2	550 V a.c.	2	1.3	4.6	0.9	35.5	13.8	68	15	1.2	3.5	gG	20g
ESD4	550 V a.c.	4	8	27	1.4	35.5	13.8	68	15	1.2	3.5	gG	20g
ESD6	550 V a.c.	6	29	100	1.8	35.5	13.8	68	15	1.2	3.5	gG	20g
ESD10	550 V a.c.	10	120	400	2.1	35.5	13.8	68	15	1.2	3.5	gG	20g
ESD16	550 V a.c.	16	120	470	1.8	35.5	13.8	68	15	1.2	3.5	gG	20g
ESD20	550 V a.c.	20	260	1070	1.8	35.5	13.8	68	15	1.2	3.5	gG	20g
ESD25	550 V a.c.	25	560	2300	2	35.5	13.8	68	15	1.2	3.5	gG	20g
ESD32	550 V a.c.	32	710	3000	2.9	35.5	13.8	68	15	1.2	3.5	gG	20g
ESD40	415 V a.c.	40	1500	6000	3.2	35.5	17.5	68	15	1.2	3.5	gG	30g
ESD50	415 V a.c.	50	2700	8700	3.9	35.5	17.5	68	15	1.2	3.5	gG	30g
ESD63	415 V a.c.	63	5000	13,300	4.6	35.5	17.5	68	15	1.2	3.5	gG	30g
ESD63M80	415 V a.c.	63M80	12,700	40,000	3.4	35.5	21	68	15	1.2	3.5	gM	40g
ESD63M100	415 V a.c.	63M100	20,700	70,000	2.5	35.5	21	68	15	1.2	3.5	gM	40g

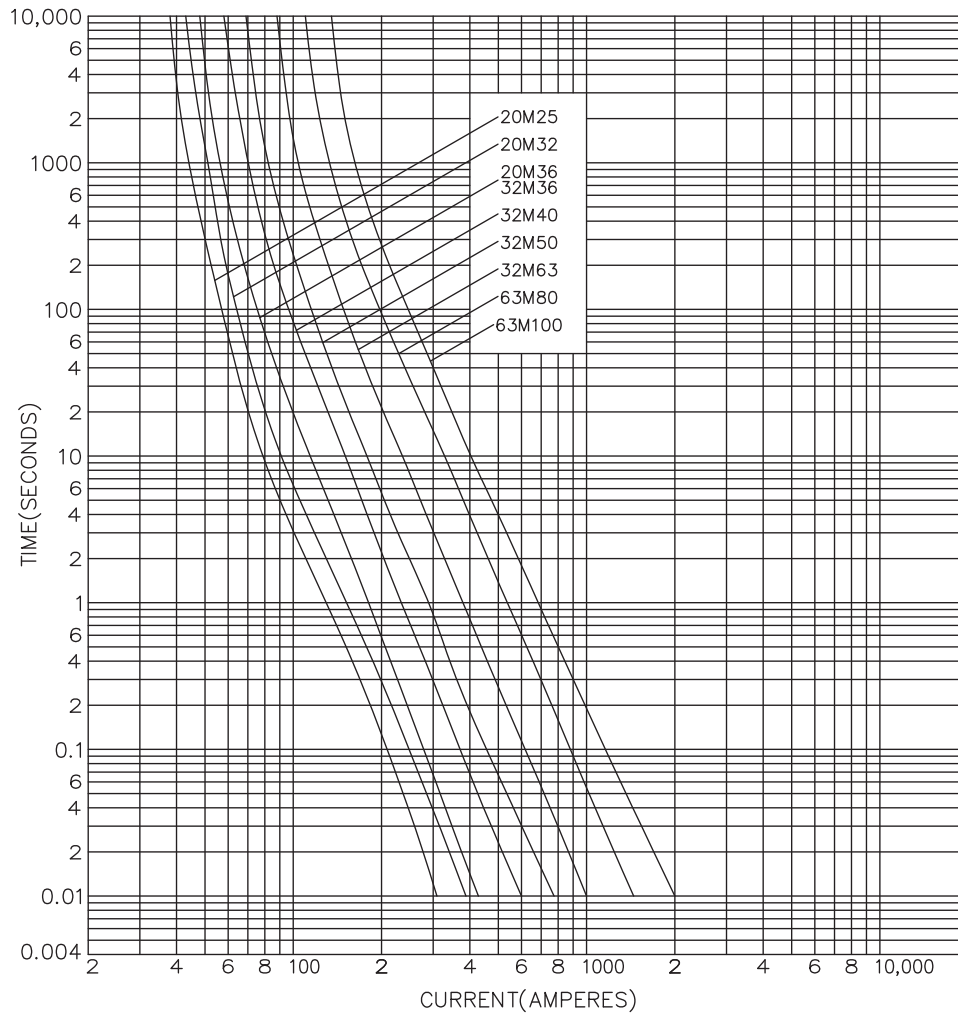
Outline drawing



Time current curve - ESD gG, 2 to 63 A



Time current curve - ESD gM, 63M80 and 63M100 only



Changes to the products, to the information contained in this document, and to prices are reserved; so are errors and omissions. Only order confirmations and technical documentation by Eaton is binding. Photos and pictures also do not warrant a specific layout or functionality. Their use in whatever form is subject to prior approval by Eaton. The same applies to Trademarks (especially Eaton, Moeller, and Cutler-Hammer). The Terms and Conditions of Eaton apply, as referenced on Eaton Internet pages and Eaton order confirmations.

Eaton
 EMEA Headquarters
 Route de la Longeraie 7
 1110 Morges, Switzerland
 Eaton.eu

© 2015 Eaton
 All Rights Reserved
 Publication No. 4101
 June 2015