


Printed-circuit board connector - DFMC 1,5/ 2-ST-3,5-LR - 1790483

Please be informed that the data shown in this PDF Document is generated from our Online Catalog. Please find the complete data in the user's documentation. Our General Terms of Use for Downloads are valid (<http://download.phoenixcontact.com>)

Plug component, Nominal current: 8 A, Rated voltage (III/2): 160 V, Number of positions: 2, Pitch: 3.5 mm, Connection method: Spring-cage conn., Color: green, Contact surface: Tin




Product Features

- Versions with and without screw flanges and Lock & Release levers
- Combination with very flat DMC headers
- Ultra-flat design height of 13.3 mm
- Conductor cross section of up to 1.5 mm²
- Fast conductor connection by means of Push-in direct plug-in technology
- Lock & Release levers lock the plug to the header and also serve as a release tool



Key commercial data

Packing unit	1 PCE
GTIN	 4 046356 594547
Custom tariff number	85366990
Country of origin	GERMANY

Technical data

Dimensions / positions

Length	27.75 mm
Height	13.25 mm
Pitch	3.5 mm
Dimension a	3.5 mm
Number of positions	2

Technical data

Range of articles	DFMC 1,5/...-ST-LR
-------------------	--------------------

Printed-circuit board connector - DFMC 1,5/ 2-ST-3,5-LR - 1790483

Technical data

Technical data

Insulating material group	I
Rated surge voltage (III/3)	2.5 kV
Rated surge voltage (III/2)	2.5 kV
Rated surge voltage (II/2)	2.5 kV
Rated voltage (III/2)	160 V
Rated voltage (II/2)	250 V
Connection in acc. with standard	EN-VDE
Nominal current I_N	8 A
Nominal voltage U_N	160 V
Nominal cross section	1.5 mm ²
Maximum load current	8 A
Insulating material	PA
Inflammability class according to UL 94	V0
Internal cylindrical gage	A1
Stripping length	10 mm
Nominal voltage, UL/CUL Use Group B	150 V
Nominal current, UL/CUL Use Group B	8 A

Connection data

Conductor cross section solid min.	0.2 mm ²
Conductor cross section solid max.	1.5 mm ²
Conductor cross section stranded min.	0.2 mm ²
Conductor cross section stranded max.	1.5 mm ²
Conductor cross section stranded, with ferrule without plastic sleeve min.	0.25 mm ²
Conductor cross section stranded, with ferrule without plastic sleeve max.	1.5 mm ²
Conductor cross section stranded, with ferrule with plastic sleeve min.	0.25 mm ²
Conductor cross section stranded, with ferrule with plastic sleeve max.	0.75 mm ²
Conductor cross section AWG/kcmil min.	24
Conductor cross section AWG/kcmil max	16
Minimum AWG according to UL/CUL	16
Maximum AWG according to UL/CUL	24

Classifications

ETIM

ETIM 4.0	EC002638
ETIM 5.0	EC002638

Printed-circuit board connector - DFMC 1,5/ 2-ST-3,5-LR - 1790483

Classifications

UNSPSC

UNSPSC 11	39121409
UNSPSC 12.01	39121409
UNSPSC 13.2	39121409
UNSPSC 6.01	30211810
UNSPSC 7.0901	39121409

eCl@ss

eCl@ss 4.0	272607xx
eCl@ss 4.1	27260701
eCl@ss 5.0	27260701
eCl@ss 5.1	27141190
eCl@ss 6.0	27260704
eCl@ss 7.0	27440402

Approvals

Approvals


Approvals

UL Recognized / cUL Recognized / cULus Recognized

Ex Approvals

Approvals submitted

Approval details

UL Recognized 			
		B	C
mm ² /AWG/kcmil	16-24	16-24	
Nominal current I _N	8 A	8 A	
Nominal voltage U _N	150 V	50 V	

Printed-circuit board connector - DFMC 1,5/ 2-ST-3,5-LR - 1790483

Approvals

cUL Recognized			
		B	C
mm ² /AWG/kcmil	16-24	16-24	
Nominal current I _N	8 A	8 A	
Nominal voltage U _N	150 V	50 V	

cULus Recognized			
------------------	--	--	--

Drawings

Diagram

Type:
 DFMC
 1,5/...-
 ST-3,5-
 LR
 with
 DMC
 1,5/...-
 G1F-3,5-
 LR
 P20
 THR

Dimensioned drawing

